

# Arte Sacra



SINCE 1955



**kosmolux**

Laboratorio Artistico made in Italy





*fine art of Carrara marble*

## Opere d'arte dal marmo di Carrara

Works of Art in Carrara marble

Kunstwerke aus Carrara Marmor

Oeuvres d'art en marbre de Carrara

Obras de arte de los marmoles de Carrara



Made in Italy since 1955

## A voi la bellezza del marmo, a noi l'abilità per crearla.

Il fascino e lo splendore del famoso marmo apuano di Carrara emergono dalle opere d'arte nate dalla creatività dei nostri abili artisti scultori. Realizzate in marmo ricostituito ottenuto da una preziosa miscela di polvere del vero e cristallino marmo bianco di Carrara con uno speciale legante, le nostre creazioni sono modellate con cura artigianale e con una tecnologia tale da garantirne qualità e durata. Stili e varietà si alternano nell'ampia offerta che possiamo presentare e lasciano spazio al gusto e al desiderio di chi vuole arredare in modo personale ed originale i propri spazi all'aperto o al chiuso.



### **The beauty of the marble, our ability to create it.**

The fascination and brightness of the famous Apuan Carrara marble emerge in the works of art born of the creativity of our capable sculptor-artists. Made in reconstituted marble, obtained from a precious powder mixture of true and crystalline white Carrara marble, with a special binder, our achievements are modeled with care and technology, which guarantee quality and durability. Styles and varieties are alternated through a wide ranging offer, which we can introduce to you, which also leaves room for the taste and desires of those who want to furnish their outdoor and indoor spaces in a personal and original manner.

### **Wir kreieren für Sie die Schönheit des Marmors.**

Die Faszination und Pracht des berühmten Apuanischen Marmors aus Carrara stammen aus der kreativen Ader unserer geschickten Bildhauerkünstler. Realisiert aus rekonstituiertem Marmor, der aus einer edlen Pulvermischung des kristallklaren weißen Marmors aus Carrara zusammen mit einem speziellen Bindemittel gewonnen wird, entstehen unsere Kreationen mit fachmännischer Sorgfalt und einer Technik, die für Qualität und Lebensdauer steht. In unserem breiten Lieferspektrum wechseln sich Stile und Vielfalt ab, die dem Kunden Raum lassen, nach seinem Geschmack und Vorstellungen persönlich und originell eigene Räume im Innen- und Außenbereich einzurichten.

### **À vous la beauté du marbre, à nous l'habileté de la créer.**

La séduction et la splendeur du célèbre marbre apuan de Carrare s'imposent à travers les œuvres d'art nées de la créativité de nos habiles artistes sculpteurs. Réalisées en marbre reconstitué, obtenu à partir d'un précieux mélange de poudre du véritable marbre blanc et cristallin de Carrare avec un liant spécial, nos créations sont modelées avec un soin artisanal et une technique qui en garantissent la qualité et la durée. Les styles et variétés s'alternent dans la vaste gamme que nous sommes en mesure de présenter et permettent à chacun de décorer de manière personnelle et originale les espaces couverts ou en plein air.

### **A vosotros la belleza del mármol, a nosotros la habilidad para crearla.**

El encanto y el esplendor del famoso mármol apuano de Carrara emergen de las obras de arte nacidas de la creatividad de nuestros hábiles artistas escultores. Realizadas con mármol reconstituido obtenido a partir de una valiosa mezcla de polvo del verdadero y cristalino mármol blanco de Carrara con un aglomerante especial, nuestras creaciones se modelan con esmero artesanal y con una tecnología que garantiza calidad y durabilidad. Estilos y variedades se alternan en la amplia oferta que presentamos para satisfacer los gustos y deseos de quienes deseen decorar de manera personal y original sus espacios, tanto interiores como exteriores.



# Creatività, tradizione, manualità, esperienza


Creativity, tradition, handicraft, experience.

Kreativität, Tradition, Kunsthandwerk, Erfahrungen.

Créativité, tradition, habileté manuelle, expérience.

Creatividad, tradición, manualidad, experiencia.





**Bellezza, qualità, resistenza agli agenti atmosferici**  
sono i punti di forza della nostra produzione, certificata dai laboratori del Politecnico di Milano.

**Beauty, quality, endurance to weathering** are the strong points of our production, certified by the Polytechnic of Milan.

**Schönheit, Qualität und Wetterbeständigkeit** sind die Stärken unserer Produktion, die von den Labors der Technischen Hochschule (Politecnico) Mailand zertifiziert wurde.

**La beauté, la qualité, la résistance aux agents atmosphériques** sont les points forts de notre production, certifiée par les laboratoires du Politecnico de Milan.

**Belleza, calidad y resistencia a los agentes atmosféricos** son las virtudes de nuestra producción, que cuenta con la certificación de los laboratorios del Politécnico de Milán.

# Indice - Index - Inhaltsverzeichnis - Indice - Index

|   |  |            |
|---|--|------------|
|    | <b>Finiture</b>  | <b>9</b>   |
|   | Finishes - Ausführungen - Acabado - Finitions  |            |
|    | <b>Finitura Bronzo</b>   | <b>10</b>  |
|   | Bronze finishing - Bronzeausführung - Acabado bronze - Finition bronze                         |            |
|    | <b>Dipinte a mano</b>  | <b>11</b>  |
|   | Hand painted - Handgemalt - Peintes à la main - Pintadas a mano                                |            |
|    | <b>Statue</b>  | <b>12</b>  |
|   | Statues - Statuen - Statues - Estatuas   |            |
|    | <b>Busti</b>   | <b>65</b>  |
|   | Busts - Büsten - Bustes - Bustos   |            |
|    | <b>Targhe</b>  | <b>66</b>  |
|   | Plates - Schilder - Plaques - Placas   |            |
|    | <b>Libri ed Incisioni</b>  | <b>84</b>  |
|   | Books and Engravings   |            |
|  | <b>Cristi e Crocifissi</b>   | <b>86</b>  |
|   | Christs and Crucifixes - Christen und Kruzifixe - Christs et Crucifixes - Cristos y Crucifijos |            |
|  | <b>Vasi</b>  | <b>88</b>  |
|   | Vases - Vasen - Vases - Jarrones   |            |
|  | <b>Basi per Statue</b>   | <b>90</b>  |
|   | Pedestal - Pedestal - Pilastre - Sockel  |            |
|  | <b>Colonne e Capitelli</b>   | <b>92</b>  |
|   | Columns and capitals - Säulen und Kapitelle - Colonne et chapiteaux - Columnas y capiteles     |            |
|  | <b>Via Crucis</b>  | <b>94</b>  |
|   | Way of the Cross - Leidensweg - Chemin de la croix - Via Crucis                                |            |
|  | <b>Monumenti</b>   | <b>102</b> |
|   | Monuments  |            |
|   | <b>Urne</b>  | <b>104</b> |
|   | Urns - Urnen - Urnes - Urnas Cinerarias  |            |
|  | <b>Indice analitico</b>  | <b>105</b> |
|   | Index - Inhaltsverzeichnis - Index - Indice  |            |
|   | <b>Condizioni di vendita</b>   | <b>108</b> |
|   | General conditions of sale   |            |



## Opere d'arte che meritano religiose attenzioni

Storicamente, la stragrande maggioranza del patrimonio artistico italiano si deve alla committenza ecclesiastica. Dal 1955, anno della fondazione dell'azienda, diocesi e parrocchie, enti ecclesiastici, istituti religiosi, ma anche privati cittadini nelle decorazioni cimiteriali, hanno sempre trovato in Kosmolux un interlocutore attento e sensibile ad ogni esigenza, un consulente professionale e un fornitore di un'arte sacra degna di questo nome.

### **When a masterpiece deserves religious attention**

Historically, the vast majority of Italian artistic heritage was created for ecclesiastical commissions. Since 1955, the year Kosmolux was founded, we have created work for dioceses and parishes, church bodies, religious institutes and private customers seeking memorial or cemetery art. These customers have always found the Kosmolux team to be sensitive and attentive to their needs while providing the type of professional experience and advice necessary for this environment.

SINCE 1955  
 **kosmolux**  
Laboratorio Artistico made in Italy

*fine art of Carrara marble*



**MOD/# 1821**  
**Bianco Carrara Carrara White**  
h. cm 94 x 41 x 70  
in. 37" x 16 1/8" x 27 1/2"

**MOD/# 1820**  
**Bianco Carrara Carrara White**  
h. cm 94 x 41 x 70  
in. 37" x 16 1/8" x 27 1/2"





**Bianco Carrara**  
Carrara White  
Carrara Weiß  
Blanco Carrara  
Blanc Carrare



**Bianco lucido**  
Shiny white  
Glänzend weiß  
Blanco reluciente  
Blanc brillant



**Bianco antico**  
Antique White  
Antik Weiß  
Blanco Antiguo  
Blanc Antique



**Argento**  
Silver  
Silber  
Plata  
Argent

... /L

... -P

... /AG



**Bronzo**  
Bronze  
Bronze  
Bronze  
Bronze



**Bronzo lucido**  
Shiny bronze  
Glänzend Bronze  
Bronce reluciente  
Bronze brillant



**Bronzo Pompei**  
Pompeian Bronze  
Bronze Pompei  
Bronce Pompeya  
Bronze Pompéi



**Oro**  
Gold  
Gold  
Oro  
Or

... /B

... /BL

... /BP

... /O



**Colorato**  
Coloured

Preventivo su richiesta  
Price on request

**MOD/# 0293**

**Esempio di finitura colorata, dipinta a mano**  
Example of coloured finishing, hand painted  
Beispiel von gefärbter Ausführung, handgemalt  
Ejemplo de acabado de colores, pintadas a mano  
Exemple de finition colorée, peintes à la main



**10** **Finitura Bronzo - Bronze finishing - Bronzearausführung**  
**Acabado bronze - Finition bronze**



| MOD/# | CM (in.)  | KG/LBS       |
|-------|---|--------------|
| 261/B | h. 111 x 51,5 x 30<br>43 3/4" x 20 1/4" x 11 3/4" | 59<br>130,07 |

MOD/# 261/B: base cm 23,5 x 21 - 9 1/4" x 8 1/4"

**MADONNA DI LOURDES**

| MOD/#   | CM (in.)                              | KG/LBS      |
|---------|---------------------------------------|-------------|
| 2091/BL | h. 21 x 6 x 5<br>8 1/4" x 2 3/8" x 2" | 0,5<br>1,10 |

base cm 5 x 5 - 2" x 2"



| MOD/#  | CM (in.)   | KG/LBS       |
|--------|--|--------------|
| 2093/B | h. 59,5 x 27 x 35<br>23 3/8" x 10 5/8" x 13 3/4" | 34<br>74,96  |
| 2095/B | h. 84 x 43 x 53<br>33 1/8" x 16 7/8" x 20 7/8"   | 47<br>103,62 |

MOD/# 2093/B: base cm 18,5 x 32 - 7 1/4" x 12 5/8"  
 MOD/# 2095/B: base cm 38,5 x 50 - 15 1/8" x 19 5/8"

**! Alcuni esempi di articoli patinati bronzo**  
*Some examples of bronze-coated items*  
*Einige Beispiele von bronzebeschichteten Artikeln*  
*Algunos ejemplos de artículos recubiertos en bronce*  
*Quelques exemples d'objets avec un revêtement de bronze*

Hand painted - Handgemalt - **Dipinte a mano**  
Peintes à la main - Pintadas a mano



| MOD/#    | CM (in.)                  | KG/LBS |
|----------|---------------------------|--------|
| 292      | h. 47 x 24 x 19           | 9,4    |
| coloured | 18 1/2" x 9 1/2" x 7 1/2" | 20,72  |
| 293      | h. 29 x 12 x 12           | 2,5    |
| coloured | 11 3/8" x 4 3/4" x 4 3/4" | 5,51   |

MOD/# 292: base cm 12,5 x 12,5 - 4 7/8" x 4 7/8"  
MOD/# 293: base cm 8 x 8 - 3 1/8" x 3 1/8"

| MOD/#    | CM (in.)          | KG/LBS |
|----------|-------------------|--------|
| 1366     | h. 50 x 115       | 25     |
| coloured | 19 5/8" x 45 1/4" | 55,12  |



**MADONNA DI LOURDES**

| MOD/#    | CM (in.)              | KG/LBS |
|----------|-----------------------|--------|
| 2174     | h. 58,5 x 16,5 x 18   | 12,5   |
| coloured | 23" x 6 1/2" x 7 1/8" | 27,56  |

base cm 14 x 15 - 5 1/2" x 5 7/8"



| MOD/#    | CM (in.)                   | KG/LBS |
|----------|----------------------------|--------|
| 492      | h. 59,5 x 31,5 x 20        | 27     |
| coloured | 23 3/8" x 12 3/8" x 7 7/8" | 59,53  |

base cm 34 x 32 - 13 3/8" x 12 5/8"



**S. TERESA**

| MOD/#    | CM (in.)                  | KG/LBS |
|----------|---------------------------|--------|
| 2082     | h. 59 x 18,5 x 14,5       | 14     |
| coloured | 23 1/4" x 7 1/4" x 5 3/4" | 30,86  |

base cm 13,5 x 13,5 - 5 3/8" x 5 3/8"

| MOD/#    | CM (in.)                | KG/LBS |
|----------|-------------------------|--------|
| 215      | h. 56,5 x 30 x 28       | 21     |
| coloured | 22 1/4" x 11 3/4" x 11" | 46,30  |

base cm 19 x 19,5 - 7 1/2" x 7 5/8"



**Alcuni esempi di articoli decorati a mano**

*Some examples of hand-decorated items*

*Einige Beispiele von handdekorierten Artikeln*

*Algunos ejemplos de artículos con decoración a mano*

*Quelques exemples d'objets peints à la main*

Statue - Statues - Statuen - Estatuas - Statues



**B.V. IMMACOLATA**

| MOD/# | CM (in.)  | KG/LBS        |
|-------|---|---------------|
| 2185  | h. 185 x 68 x 41<br>72 7/8" x 26 3/4" x 16 1/8" | 150<br>330,69 |

base cm 51 x 40 - 20" x 5 3/4"

**B.V. IMMACOLATA**

| MOD/# | CM (in.)                                       | KG/LBS       |
|-------|--|--------------|
| 295   | h. 118 x 50 x 22<br>46 1/2" x 19 5/8" x 8 5/8" | 50<br>110,23 |


base cm 23 x 23 - 9" x 9"



**B.V. IMMACOLATA**

| MOD/# | CM (in.)  | KG/LBS       |
|-------|---|--------------|
| 435   | h. 117 x 53,5 x 30<br>46 1/8" x 21 1/8" x 11 3/4" | 55<br>121,25 |

base Ø cm 30 - 11 3/4"





**B.V. IMMACOLATA**

| MOD/# | CM (in.)               | KG/LBS |
|-------|------------------------|--------|
| 150   | h. 96,5 x 35 x 18      | 43     |
|       | 38" x 13 3/4" x 7 1/8" | 94,80  |

base cm 21 x 17 - 8 1/4" x 6 3/4"



**B.V. IMMACOLATA**

| MOD/# | CM (in.)                   | KG/LBS |
|-------|----------------------------|--------|
| 2047  | h. 79,5 x 31,5 x 19        | 32,5   |
|       | 31 1/4" x 12 3/8" x 7 1/2" | 71,65  |

base cm 18 x 19 - 7 1/8" x 7 1/2"

**B.V. IMMACOLATA**

| MOD/# | CM (in.)                   | KG/LBS |
|-------|----------------------------|--------|
| 96    | h. 42,5 x 19 x 14          | 4,8    |
|       | 16 3/4" x 7 1/2" x 5 1/2"  | 10,58  |
| 222   | h. 97 x 40 x 24            | 50     |
|       | 38 1/4" x 15 3/4" x 9 1/2" | 110,23 |

MOD/# 96: base Ø cm 13,5 - 5 3/8"  
MOD/# 222: base Ø cm 24 - 9 1/2"



**B.V. IMMACOLATA**

| MOD/# | CM (in.)                   | KG/LBS |
|-------|----------------------------|--------|
| 273   | h. 78,5 x 36,5 x 20,5      | 29     |
|       | 30 7/8" x 14 3/8" x 8 1/8" | 63,93  |

base cm 19,5 x 19,5 - 7 3/4" x 7 3/4"

Statue - Statues - Statuen - Estatuas - Statues



**B.V. IMMACOLATA**

| MOD/# | CM (in.)                                     | KG/LBS      |
|-------|--|-------------|
| 189   | h. 58,5 x 22,5 x 15<br>23" x 8 7/8" x 5 7/8" | 13<br>28,66 |
| 327   | h. 74 x 28 x 19<br>29 1/8" x 11" x 7 1/2"    | 27<br>59,53 |

MOD/# 189: base cm 15,5 x 15 - 6 1/8" x 5 7/8"  
MOD/# 327: base cm 18,5 x 18 - 7 1/4" x 7"



**B.V. IMMACOLATA**

| MOD/# | CM (in.)  | KG/LBS      |
|-------|---|-------------|
| 175   | h. 75,5 x 41 x 15,5<br>29 3/4" x 16 1/8" x 6 1/8" | 19<br>41,89 |

base cm 15,5 x 14 - 6 1/8" x 5 1/2"



**B.V. IMMACOLATA**

| MOD/# | CM (in.)  | KG/LBS        |
|-------|---|---------------|
| 226   | h. 73,5 x 29,5 x 19<br>28 7/8" x 11 5/8" x 7 1/2" | 18,6<br>41,01 |

base cm 17,5 x 17,5 - 6 7/8" x 6 7/8"



**B.V. IMMACOLATA**

| MOD/# | CM (in.)  | KG/LBS        |
|-------|---|---------------|
| 166   | h. 52 x 20,5 x 13<br>20 1/2" x 8 1/8" x 5 1/8"  | 6,1<br>13,45  |
| 64    | h. 60 x 26,5 x 15<br>23 5/8" x 10 3/8" x 5 7/8" | 13,5<br>29,76 |

MOD/# 166: base cm 11 x 10 - 4 3/8" x 3 7/8"  
MOD/# 64: base cm 12,5 x 12,5 - 4 7/8" x 4 7/8"



**B.V. IMMACOLATA**

| MOD/# | CM (in.)  | KG/LBS      |
|-------|---|-------------|
| 2114  | h. 41,5 x 17 x 8,5<br>16 3/8" x 6 3/4" x 3 3/8" | 3,5<br>7,72 |

base cm 9,5 x 8,5 - 3 3/4" x 3 3/8"





**B.V. IMMACOLATA**

| MOD/# | CM (in.)                                      | KG/LBS    |
|-------|---|-----------|
| 116   | h. 36,5 x 12,5 x 7,5<br>14 3/8" x 4 7/8" x 3" | 2<br>4,41 |

base cm 8 x 7,5 - 3 1/8" x 3"

**B.V. IMMACOLATA**

| MOD/# | CM (in.)                                    | KG/LBS      |
|-------|---|-------------|
| 211   | h. 35 x 15 x 9<br>13 3/4" x 5 7/8" x 3 1/2" | 2,6<br>5,73 |

base cm 9 x 8,5 - 3 1/2" x 3 1/4"



**B.V. IMMACOLATA**

| MOD/# | CM (in.)   | KG/LBS      |
|-------|--|-------------|
| 5     | h. 28,5 x 11,5 x 6,5<br>4 1/8" x 4 1/2" x 2 1/2" | 1,1<br>2,43 |

base cm 5,5 x 5,5 - 2 1/8" x 2 1/8"



**B.V. IMMACOLATA**

| MOD/# | CM (in.)                                      | KG/LBS      |
|-------|---|-------------|
| 459   | h. 22 x 10,5 x 5<br>23 1/4" x 4 1/8" x 2"     | 0,7<br>1,54 |
| 213   | h. 27 x 12 x 6,5<br>10 5/8" x 4 3/4" x 2 1/2" | 1<br>2,20   |

MOD/# 459: base cm 5 x 5 - 2" x 2"  
MOD/# 213: base cm 6 x 6 - 2 3/8" x 2 3/8"

# Statue - Statues - Statuen - Estatuas - Statues

## MADONNA DI TRAPANI

| MOD/# | CM (in.)                                      | KG/LBS      |
|-------|---|-------------|
| 2006  | h. 24 x 5,5 x 5,5<br>9 1/2" x 2 1/8" x 2 1/8" | 0,5<br>1,10 |

base cm 6,5 x 5,5 - 2 1/2" x 2 1/8"



## MADONNA DEL CARMELO

| MOD/# | CM (in.)                                       | KG/LBS      |
|-------|--|-------------|
| 2103  | h. 61,5 x 18 x 15<br>24 1/4" x 7 1/8" x 5 7/8" | 10<br>22,05 |
| 2104  | h. 127,5 x 38 x 32<br>50 3/16" x 15" x 12 5/8" | 60<br>132,3 |

MOD/# 2103: base cm 13 x 12 - 5 1/8" x 4 3/4"  
MOD/# 2104: base cm 28 x 26 - 11" x 10 1/4"



## VIRGO CONSOLATA

| MOD/# | CM (in.)                                     | KG/LBS      |
|-------|--|-------------|
| 2263  | h. 69 x 21 x 13<br>27 1/8" x 8 1/4" x 5 1/8" | 15<br>33,07 |

base Ø cm 21 - 8 1/4"



## MADONNA DEL CARMELO

| MOD/# | CM (in.)                                    | KG/LBS      |
|-------|---|-------------|
| 343   | h. 80 x 25,5 x 24<br>31 1/2" x 10" x 9 1/2" | 30<br>66,14 |

base cm 20,5 x 21 - 8 1/8" x 8 1/4"



**SS. REGINA**

| MOD/# | CM (in.)                                     | KG/LBS      |
|-------|--|-------------|
| 2266  | h. 63 x 20 x 17<br>24 3/4" x 7 7/8" x 6 3/4" | 14<br>30,86 |

base cm 18 x 18 - 7 1/8" x 7 1/8"



**S.S. REGINA**

| MOD/# | CM (in.)                                   | KG/LBS       |
|-------|--|--------------|
| 2196  | h. 99 x 26 x 27<br>39" x 10 1/4" x 10 5/8" | 46<br>101,41 |

base Ø cm 27 - 10 5/8"



**SS. REGINA**

| MOD/# | CM (in.)   | KG/LBS       |
|-------|--|--------------|
| 2123  | h. 52,5 x 14 x 12,5<br>20 5/8" x 5 1/2" x 4 7/8" | 7,8<br>17,20 |

base cm 12,5 x 12,5 - 4 7/8" x 4 7/8"



**MADONNA CON BAMBINO**

| MOD/# | CM (in.)                                      | KG/LBS      |
|-------|---|-------------|
| 2022  | h. 84 x 23 x 24<br>33 1/8" x 9 1/16" x 9 1/2" | 41<br>90,39 |

cm 22 x 24 - 8 5/8" x 9 1/2"



**MADONNA CON BAMBINO**

| MOD/# | CM (in.)  | KG/LBS        |
|-------|---|---------------|
| 2197  | h. 134 x 60 x 67<br>52 3/4" x 23 5/8" x 26 3/8" | 110<br>242,51 |

base cm 51 x 67 - 20 1/8" x 26 3/8"



.../B



.../BL



.../BP



.../O



.../AG



.../P



.../L



.../L



**MADONNA CON BAMBINO**

| MOD/# | CM (in.)                    | KG/LBS |
|-------|-----------------------------|--------|
| 2071  | h. 149 x 47 x 45            | 90     |
|       | 58 5/8" x 18 1/2" x 17 3/4" | 198,42 |

base cm 35 x 45 - 13 3/4" x 17 3/4"



**MADONNA CON BAMBINO**

| MOD/# | CM (in.)                   | KG/LBS |
|-------|----------------------------|--------|
| 2264  | h. 52,5 x 26 x 15          | 12     |
|       | 20 5/8" x 10 1/4" x 5 7/8" | 26,46  |
| 2283  | h. 35 x 16 x 11            | 2,5    |
|       | 13 3/4" x 6 1/4" x 4 3/8"  | 5,51   |

MOD/# 2264: base Ø cm 15 - 5 7/8"

**MADONNA CON BIMBO**

| MOD/# | CM (in.)                  | KG/LBS |
|-------|---------------------------|--------|
| 180   | h. 45 x 10 x 10           | 3,6    |
|       | 17 3/4" x 3 7/8" x 3 7/8" | 7,94   |

base cm 9 x 9,5 - 3 1/2" x 3 3/4"



**B.V. CONSOLATA**

| MOD/# | CM (in.)                  | KG/LBS |
|-------|---------------------------|--------|
| 2302  | h. 35 x 12 x 12           | 2,2    |
|       | 13 3/4" x 4 3/4" x 4 3/4" | 4,85   |

Statue - Statues - Statuen - Estatuas - Statues



| MOD/# | CM (in.)  | KG/LBS      |
|-------|---|-------------|
| 359   | h. 123 x 32 x 29<br>48 3/8" x 12 5/8" x 11 3/8" | 45<br>99,21 |
| 407   | h. 85 x 23,5 x 19<br>33 1/2" x 9 1/4" x 7 1/2"  | 26<br>57,32 |

MOD/# 359: base cm 28 x 27 - 11" x 10 5/8"  
MOD/# 407: base cm 18 x 17 - 7 1/8" x 6 3/4"



| MOD/# | CM (in.)                                     | KG/LBS       |
|-------|--|--------------|
| 2112  | h. 58,5 x 15 x 13,5<br>23" x 5 7/8" x 5 3/8" | 8,8<br>19,40 |

base cm 12 x 13 - 4 3/4" x 5 1/8"



**B. V. ASSUNTA**

| MOD/# | CM (in.)   | KG/LBS      |
|-------|--|-------------|
| 193   | h. 54 x 19,5 x 14,5<br>21 1/4" x 7 5/8" x 5 3/4" | 10<br>22,05 |
| 174   | h. 34 x 13,5 x 21<br>13 3/8" x 5 3/8" x 8 1/4"   | 2,8<br>6,17 |

MOD/# 193: base cm 16,5 x 13,5 - 6 1/2" x 5 3/8"  
MOD/# 174: base cm 23 x 21 - 9" x 8 1/2"



**MADONNA DI MEDJUGORJE**

| MOD/# | CM (in.)                                  | KG/LBS      |
|-------|---|-------------|
| 2192  | h. 30,5 x 9 x 9<br>12" x 3 1/2" x 3 1/2"  | 1,4<br>3,09 |
| 2193  | h. 20,5 x 5 x 5,5<br>8 1/8" x 2" x 2 1/8" | 0,4<br>0,88 |

MOD/# 2192: base cm 6 x 6 - 2 3/8" x 2 3/8"  
MOD/# 2193: base cm 4 x 4 - 1 5/8" x 1 5/8"

Statues - Statuen - Estatuas - Statues - Statue



**CUORE IMMACOLATO DI MARIA**

| MOD/# | CM (in.)                  | KG/LBS |
|-------|---------------------------|--------|
| 161   | h. 72 x 21,5 x 20         | 18,5   |
|       | 28 3/8" x 8 1/2" x 7 7/8" | 40,79  |

base cm 16 x 16 - 6 1/4" x 6 1/4"



**MADONNA DI FATIMA**

| MOD/# | CM (in.)                    | KG/LBS |
|-------|-----------------------------|--------|
| 185   | h. 97 x 32 x 26             | 50     |
|       | 38 1/4" x 12 5/8" x 10 1/4" | 110,23 |
| 216   | h. 64 x 19 x 20             | 14     |
|       | 25 1/4" x 7 1/2" x 7 7/8"   | 30,86  |

MOD/# 185: base cm 22 x 18 - 8 5/8" x 7 1/8"  
 MOD/# 216: base cm 16 x 13 - 6 1/4" x 5 1/8"



**MADONNA DI GUADALUPE**

| MOD/# | CM (in.)                    | KG/LBS |
|-------|-----------------------------|--------|
| 2282  | h. 215 x 108 x 40           | 240    |
|       | 84 5/8" x 42 1/2" x 15 3/4" | 529,11 |
| 2253  | h. 46,5 x 23,5 x 8          | 5      |
|       | 18 1/4" x 9 1/4" x 3 1/8"   | 11,02  |

MOD/# 2282: base cm 63,5 x 40 - 25" x 15 3/4"  
 MOD/# 2253: base cm 14 x 8 - 5 1/2" x 3 1/8"



**CUORE IMMACOLATO DI MARIA**


| MOD/# | CM (in.)                  | KG/LBS |
|-------|---------------------------|--------|
| 485   | h. 60 x 17 x 15           | 12     |
|       | 23 5/8" x 6 3/4" x 5 7/8" | 26,46  |

base cm 15 x 14 - 5 7/8" x 5 1/2"

**CUORE IMMACOLATO DI MARIA**

| MOD/# | CM (in.)                    | KG/LBS |
|-------|-----------------------------|--------|
| 2010  | h. 97 x 28,5 x 20,5         | 51     |
|       | 38 1/4" x 11 1/4" x 8 1/8"  | 112,44 |
| 2046  | h. 40,5 x 11,5 x 9,5        | 3,6    |
|       | 15 15/16" x 4 1/2" x 3 3/4" | 7,94   |

MOD/# 2010: base cm 21,5 x 20 - 8 1/2" x 7 7/8"  
 MOD/# 2046: base cm 8,5 x 8,5 - 3 3/8" x 3 3/8"



Statue - Statues - Statuen - Estatuas - Statues



| MOD/# | CM (in.)                  | KG/LBS |
|-------|---------------------------|--------|
| 2214  | h. 85 x 25 x 20           | 35     |
|       | 33 1/2" x 9 7/8" x 7 7/8" | 77,16  |

base cm 20,5 x 19,5 - 8 1/8" x 7 5/8"



| MOD/# | CM (in.)                  | KG/LBS |
|-------|---------------------------|--------|
| 4     | h. 49 x 15 x 10,5         | 4,3    |
|       | 19 1/4" x 5 7/8" x 4 1/8" | 9,48   |

base cm 10 x 10 - 3 7/8" x 3 7/8"



| MOD/# | CM (in.)                  | KG/LBS |
|-------|---------------------------|--------|
| 125   | h. 78,5 x 22,5 x 17,5     | 17,8   |
|       | 30 7/8" x 8 7/8" x 6 7/8" | 39,24  |

base cm 15 x 14 - 5 7/8" x 5 1/2"



MADONNA DI LOURDES

| MOD/# | CM (in.)                    | KG/LBS | base              |
|-------|-----------------------------|--------|-------------------|
| 2235  | h. 153 x 38,5 x 40,5        | 75     | cm 38,5 x 40,5    |
|       | 60 1/4" x 15 1/8" x 16"     | 165,35 | 15 1/8" x 16"     |
| 2127  | h. 106 x 30 x 26            | 35     | cm 26 x 26        |
|       | 41 3/4" x 11 3/4" x 10 1/4" | 52,91  | 10 1/4" x 10 1/4" |
| 2129  | h. 97 x 24 x 24,5           | 43     | cm 22 x 22        |
|       | 38 1/4" x 9 1/2" x 9 5/8"   | 94,80  | 8 5/8" x 8 5/8"   |
| 2128  | h. 76 x 21 x 21             | 22     | cm 17 x 17        |
|       | 29 7/8" x 8 1/2" x 8 1/2"   | 48,50  | 6 3/4" x 6 3/4"   |
| 2174  | h. 58,5 x 16,5 x 18         | 12,5   | cm 14 x 15        |
|       | 23" x 6 1/2" x 7 1/8"       | 27,56  | 5 1/2" x 5 7/8"   |
| 2133  | h. 52 x 14,5 x 12,5         | 5,5    | cm 12 x 12,5      |
|       | 20 1/2" x 5 3/4" x 4 7/8"   | 12,13  | 4 3/4" x 4 7/8"   |
| 2173  | h. 40 x 10 x 10             | 3,5    | cm 9,5 x 10       |
|       | 15 3/4" x 3 7/8" x 3 7/8"   | 7,72   | 3 1/2" x 3 7/8"   |
| 2134  | h. 35 x 9 x 10              | 2,2    | cm 9 x 9          |
|       | 13 3/4" x 3 1/2" x 3 7/8"   | 4,85   | 3 1/2" x 3 1/2"   |
| 63    | h. 31,5 x 8 x 6,5           | 1,4    | cm 7 x 6,5        |
|       | 12 1/2" x 3 1/8" x 2 1/2"   | 3,09   | 2 3/4" x 2 1/2"   |
| 457   | h. 24,5 x 7 x 6             | 0,7    | cm 5,5 x 5,5      |
|       | 9 5/8" x 2 3/4" x 2 3/8"    | 1,54   | 2 1/8" x 2 1/8"   |
| 2091  | h. 21 x 6 x 5               | 0,5    | cm 5 x 5          |
|       | 8 1/2" x 2 3/8" x 2"        | 1,10   | 2" x 2"           |



Statues - Statuen - Estatuas - Statues - Statue



| MOD/# | CM (in.)                  | KG/LBS |
|-------|---------------------------|--------|
| 350   | h. 34 x 7,5 x 7           | 1      |
|       | 13 3/8" x 3" x 2 3/4"     | 2,20   |
| 2011  | h. 42,5 x 8,5 x 7,5       | 2,4    |
|       | 16 3/4" x 3 3/8" x 3"     | 5,29   |
| 307   | h. 62 x 13,5 x 10         | 6      |
|       | 24 3/8" x 5 3/8" x 3 7/8" | 13,23  |
| 2115  | h. 79 x 18 x 14           | 17     |
|       | 31 1/8" x 7 1/8" x 5 1/2" | 37,48  |

MOD/# 350: base cm 6 x 6 - 2 3/8" x 2 3/8"  
 MOD/# 2011: base cm 8,5 x 7,5 - 3 3/8" x 3"  
 MOD/# 307: base cm 12 x 10 - 4 3/4" x 3 7/8"  
 MOD/# 2115: base cm 15,5 x 12,5 - 6 1/8" x 4 7/8"



| MOD/# | CM (in.)              | KG/LBS |
|-------|-----------------------|--------|
| 303   | h. 66 x 16 x 12       | 7      |
|       | 26" x 6 1/4" x 4 3/4" | 15,43  |

base cm 15 x 12 - 5 7/8" x 4 3/4"



| MOD/# | CM (in.)                  | KG/LBS |
|-------|---------------------------|--------|
| 2038  | h. 59 x 11 x 9            | 4      |
|       | 23 1/4" x 4 3/8" x 3 1/2" | 8,82   |

base cm 8,5 x 8,5 - 3 3/8" x 3 3/8"



PIA


| MOD/# | CM (in.)                    | KG/LBS |
|-------|-----------------------------|--------|
| 2002  | h. 165 x 45 x 55            | 90     |
|       | 53 1/8" x 17 3/4" x 21 5/8" | 198,42 |

base cm 55 x 43,5 - 21 5/8" x 17 1/8"



| MOD/# | CM (in.)                  | KG/LBS |
|-------|---------------------------|--------|
| 37    | h. 29 x 7 x 7             | 0,75   |
|       | 11 3/8" x 2 3/4" x 2 3/4" | 1,65   |

base cm 5,5 x 6 - 2 1/8" x 2 3/8"



Statue - Statues - Statuen - Estatuas - Statues



**S. TERESA**

| MOD/# | CM (in.)   | KG/LBS      |
|-------|--|-------------|
| 2082  | h. 59 x 18,5 x 14,5<br>23 1/4" x 7 1/4" x 5 3/4" | 14<br>30,86 |

base cm 13,5 x 13,5 - 5 3/8" x 5 3/8"



**S. TERESA**

| MOD/# | CM (in.)                                     | KG/LBS      |
|-------|--|-------------|
| 113   | h. 28,5 x 9 x 7<br>11 1/4" x 3 1/2" x 2 3/4" | 1,4<br>3,09 |

base cm 6 x 6,5 - 2 3/8" x 2 1/2"



| MOD/# | CM (in.)                                   | KG/LBS      |
|-------|--|-------------|
| 291   | h. 80,5 x 25 x 23<br>31 3/4" x 9 7/8" x 9" | 26<br>57,32 |

base cm 21 x 19,5 - 8 1/4" x 7 5/8"



**S. RITA**

| MOD/# | CM (in.)                                    | KG/LBS      |
|-------|---|-------------|
| 136   | h. 40,5 x 13 x 9,5<br>16" x 5 1/8" x 3 3/4" | 3,1<br>6,83 |
| 423   | h. 61 x 14 x 14<br>24" x 5 1/2" x 5 1/2"    | 12<br>26,46 |

MOD/# 136: base cm 10 x 9 - 3 7/8" x 3 1/2"  
MOD/# 423: base cm 14,5 x 13 - 5 3/4" x 5 1/8"



**S. RITA**

| MOD/# | CM (in.)   | KG/LBS     |
|-------|--|------------|
| 2068  | h. 50 x 17,5 x 15,5<br>19 5/8" x 6 7/8" x 6 1/8" | 7<br>15,43 |

base cm 14 x 12 - 5 1/2" x 4 3/4"

Statues - Statuen - Estatuas - Statues - Statue



**S. CHIARA**

| MOD/# | CM (in.)                   | KG/LBS |
|-------|----------------------------|--------|
| 2324  | h. 84 x 30 x 24            | 40     |
|       | 33 1/8" x 11 3/4" x 9 1/2" | 88,19  |

base cm 25 x 25 - 9 7/8" x 9 7/8"



| MOD/# | CM (in.)                  | KG/LBS |
|-------|---------------------------|--------|
| 194   | h. 63 x 19,5 x 20         | 16     |
|       | 24 3/4" x 7 5/8" x 7 7/8" | 35,27  |

base cm 16 x 15 - 6 1/4" x 5 7/8"



**S. ANNA**

| MOD/# | CM (in.)                  | KG/LBS |
|-------|---------------------------|--------|
| 498   | h. 58 x 21,5 x 16         | 15     |
|       | 22 7/8" x 8 1/2" x 6 1/4" | 33,07  |

base cm 15,5 x 16,5 - 6 1/8" x 6 1/2"



**BERNARDETTE**

| MOD/# | CM (in.)                   | KG/LBS |
|-------|----------------------------|--------|
| 234   | h. 52 x 22 x 37,5          | 17     |
|       | 20 1/2" x 8 5/8" x 14 3/4" | 37,48  |

base cm 19,5 x 37,5 - 7 5/8" x 14 3/4"

**BERNARDETTE**

| MOD/# | CM (in.)               | KG/LBS |
|-------|------------------------|--------|
| 154   | h. 33 x 12 x 27,5      | 4,1    |
|       | 13" x 4 3/4" x 10 7/8" | 9,04   |

base cm 12 x 27,5 - 4 3/4" x 10 7/8"



Statue - Statues - Statuen - Estatuas - Statues



| MOD/#                                | CM (in.)                    | KG/LBS |
|--------------------------------------|-----------------------------|--------|
| 271                                  | h. 75 x 29 x 49             | 40     |
|                                      | 29 1/2" x 11 3/8" x 19 1/2" | 88,19  |
| base cm 23,5 x 49 - 9 1/4" x 19 1/4" |                             |        |

**GETTAFIORI**

| MOD/# | CM (in.)                | KG/LBS |
|-------|-------------------------|--------|
| 440   | h. 80,5 x 30 x 33       | 30     |
|       | 31 3/4" x 11 3/4" x 13" | 66,14  |

base cm 20 x 19,5 - 7 7/8" x 7 5/8"



**RACHELE IN LUTTO**

| MOD/# | CM (in.)                | KG/LBS |
|-------|-------------------------|--------|
| 2184  | h. 89 x 43 x 53         | 60     |
|       | 35" x 16 7/8" x 20 7/8" | 132,28 |

base cm 33,5 x 53 - 13 1/4" x 20 7/8"



**MADONNA DI POMPEI**

| MOD/# | CM (in.)               | KG/LBS |
|-------|------------------------|--------|
| 231   | h. 47,5 x 42,5 x 18,5  | 21     |
|       | 18 3/4" x 16 3/4" x 7" | 46,3   |

base cm 42,5 x 16,5 - 16 3/4" x 5 7/8"



## Statues - Statuen - Estatuas - Statues - Statue



| MOD/# | CM (in.)                    | KG/LBS |
|-------|-----------------------------|--------|
| 2093  | h. 59,5 x 27 x 35           | 34     |
|       | 23 3/8" x 10 5/8" x 13 3/4" | 74,96  |
| 2095  | h. 84 x 43 x 53             | 47     |
|       | 33 1/8" x 16 7/8" x 20 7/8" | 103,62 |

MOD/# 2093/B: base cm 18,5 x 32 - 7 1/4" x 12 5/8"  
 MOD/# 2095/B: base cm 38,5 x 50 - 15 1/8" x 19 5/8"


**GETTAFIORI**

| MOD/# | CM (in.)                    | KG/LBS |
|-------|-----------------------------|--------|
| 451   | h. 81 x 29 x 57             | 46     |
|       | 31 7/8" x 11 3/8" x 22 1/2" | 101,41 |
| 494   | h. 57,5 x 22 x 37,5         | 30     |
|       | 22 5/8" x 8 5/8" x 14 3/4"  | 66,14  |

MOD/# 451: base cm 33 x 55 - 13" x 21 5/8"  
 MOD/# 494: base cm 22 x 37,5 - 8 5/8" x 14 3/4"


**GETTAFIORI**

| MOD/# | CM (in.)                | KG/LBS |
|-------|-------------------------|--------|
| 2043  | h. 58,5 x 23 x 38       | 30     |
|       | 23" x 9" x 15"          | 66,14  |
| 2029  | h. 81 x 34 x 56         | 40     |
|       | 31 7/8" x 13 3/8" x 22" | 88,19  |

MOD/# 2043: base cm 18 x 37 - 7 1/8" x 14 5/8"  
 MOD/# 2029: base cm 29 x 55,5 - 11 3/8" x 21 7/8"





**ANGELO**

| MOD/# | CM (in.)                                    | KG/LBS        |
|-------|---|---------------|
| 2000  | h. 183 x 65 x 76<br>72" x 25 5/8" x 29 7/8" | 100<br>220,46 |

base cm 55 x 42,5 - 21 5/8" x 16 3/4"



**ANGELO**

| MOD/#   | CM (in.)                                    | KG/LBS        |
|---------|---|---------------|
| 2000/BL | h. 183 x 65 x 76<br>72" x 25 5/8" x 29 7/8" | 100<br>220,46 |

base cm 55 x 42,5 - 21 5/8" x 16 3/4"





**CAESAR'S PALACE, LAS VEGAS, US**

L'arcata d'ingresso del Caesar's Palace nel centro di Las Vegas.

*The Caesar's Palace entrance arch, in Las Vegas.*

**ANGELO ANNUNCIATORE**

| MOD/#   | CM (in.)                          | KG/LBS          |
|---------|-----------------------------------|-----------------|
| 1308 -P | h. 250 x 158<br>98 3/8" x 62 1/4" | 700<br>1,543,24 |

Statue - Statues - Statuen - Estatuas - Statues



**ANGELO GETTAFIORI**

| MOD/# | CM (in.)                    | KG/LBS |
|-------|-----------------------------|--------|
| 254   | h. 103 x 35 x 32            | 40     |
|       | 40 1/2" x 13 3/4" x 12 5/8" | 88,19  |
| 219   | h. 69 x 22,5 x 20           | 23     |
|       | 27 1/8" x 8 7/8" x 7 7/8"   | 50,71  |

MOD/# 254: base cm 24 x 24 - 9 1/2" x 9 1/2"  
 MOD/# 219: base cm 16 x 16 - 6 1/4" x 6 1/4"



**ANGELO SENZA ALI**

| MOD/# | CM (in.)                | KG/LBS |
|-------|-------------------------|--------|
| 2008  | h. 167 x 50 x 56        | 90     |
|       | 65 3/4" x 19 5/8" x 22" | 198,42 |

base cm 56 x 41 - 22" x 16 1/8"

**ANGELO ANNUNCIATORE**

| MOD/# | CM (in.)                | KG/LBS |
|-------|-------------------------|--------|
| 1820  | h. 94 x 41 x 70         | 26,5   |
|       | 37" x 16 1/8" x 27 1/2" | 58,4   |



**ANGELO ANNUNCIATORE**

| MOD/# | CM (in.)                | KG/LBS |
|-------|-------------------------|--------|
| 1821  | h. 94 x 41 x 70         | 26,5   |
|       | 37" x 16 1/8" x 27 1/2" | 58,4   |



Statues - Statuen - Estatuas - Statues - Statue



**ANGELO CON COLONNA**

| MOD/# | CM (in.)                    | KG/LBS |
|-------|-----------------------------|--------|
| 339   | h. 96 x 47,5 x 26           | 38,4   |
|       | 37 3/4" x 18 3/4" x 10 1/4" | 84,66  |
| 2370  | h. 40 x 22 x 14             | 2,8    |
|       | 15 3/4" x 8 5/8" x 5 1/2"   | 6,17   |

MOD/# 339: base cm 32 x 17,5 - 12 5/8" x 6 7/8"  
 MOD/# 2370: base cm 13,5 x 8 - 5 3/8" x 3 1/8"



| MOD/# | CM (in.)                    | KG/LBS |
|-------|-----------------------------|--------|
| 276   | h. 81 x 36,5 x 22,5         | 59     |
|       | 31 7/8" x 14 3/8" x 8 7/8"  | 130,07 |
| 308   | h. 105 x 37 x 26            | 55     |
|       | 41 3/8" x 14 5/8" x 10 1/4" | 194,01 |

MOD/# 276: base cm 33 x 20 - 13" x 7 7/8"  
 MOD/# 308: base cm 33 x 21,5 - 13" x 8 1/2"



| MOD/# | CM (in.)               | KG/LBS |
|-------|------------------------|--------|
| 262   | h. 86,5 x 31 x 20,5    | 33     |
|       | 34" x 12 1/4" x 8 1/8" | 72,75  |

base cm 20 x 19 - 7 7/8" x 7 1/2"




| MOD/# | CM (in.)              | KG/LBS |
|-------|-----------------------|--------|
| 2368  | h. 56 x 19 x 17       | 10,5   |
|       | 22" x 7 1/2" x 6 3/4" | 23,15  |

base cm 13 x 15 - 5 1/8" x 5 7/8"



| MOD/# | CM (in.)                  | KG/LBS |
|-------|---------------------------|--------|
| 133   | h. 62 x 21,5 x 16,5       | 13     |
|       | 24 3/8" x 8 1/2" x 6 1/2" | 28,66  |
| 134   | h. 37,5 x 12,5 x 11       | 3,2    |
|       | 14 3/4" x 4 7/8" x 4 3/8" | 7,05   |

MOD/# 133: base cm 14 x 14 - 5 1/2" x 5 1/2"  
 MOD/# 134: base cm 10 x 11 - 3 7/8" x 4 3/8"



# Statue - Statues - Statuen - Estatuas - Statues



| MOD/# | CM (in.)                                       | KG/LBS    |
|-------|--|-----------|
| 2825  | h. 26,5 x 14 x 16<br>10 3/8" x 5 1/2" x 6 1/4" | 1<br>2,20 |



| MOD/# | CM (in.)                                  | KG/LBS     |
|-------|---|------------|
| 2824  | h. 8 x 14 x 9<br>3 1/8" x 5 1/2" x 3 1/2" | 0,5<br>1,1 |



| MOD/# | CM (in.)                                   | KG/LBS    |
|-------|--|-----------|
| 2819  | h. 14,3 x 15,2 x 8<br>5 5/8" x 6" x 3 1/8" | 1<br>2,20 |



| MOD/# | CM (in.)  | KG/LBS       |
|-------|---|--------------|
| 72    | h. 45 x 17 x 15,5<br>17 3/4" x 6 3/4" x 6 1/8"  | 5,5<br>12,13 |
| 82    | h. 29,5 x 10,5 x 8<br>11 5/8" x 4 1/8" x 3 1/8" | 1,5<br>3,31  |
| 84    | h. 25,5 x 9,5 x 9,5<br>10" x 3 3/4" x 3 3/4"    | 1<br>2,20    |

MOD/# 72: base cm 11 x 11,5 - 4 3/8" x 4 1/2"  
 MOD/# 82: base cm 7 x 6,5 - 2 3/4" x 2 1/2"  
 MOD/# 84: base cm 5,5 x 6 - 2 1/8" x 2 3/8"



| MOD/# | CM (in.)  | KG/LBS     |
|-------|---|------------|
| 2272  | h. 46,5 x 21 x 13<br>18 1/4" x 12 1/4" x 5 1/8" | 5<br>13,67 |

base cm 11 x 11 - 4 3/8" x 4 3/8"



| MOD/# | CM (in.)                                  | KG/LBS      |
|-------|---|-------------|
| 158   | h. 67 x 28 x 19<br>26 3/8" x 11" x 7 1/2" | 22<br>48,50 |

base cm 18,5 x 18,5 - 7 1/4" x 7 1/4"

**Statues - Statuen - Estatuas - Statues - Statue**


| MOD/# | CM (in.)                                  | KG/LBS      |
|-------|---|-------------|
| 2817  | h. 14,6 x 9,6 x 5<br>5 3/4" x 3 3/4" x 2" | 0,4<br>0,88 |



| MOD/# | CM (in.)                                       | KG/LBS     |
|-------|--|------------|
| 332   | h. 50 x 16,5 x 14<br>19 5/8" x 6 1/2" x 5 1/2" | 6<br>13,23 |

base cm 13 x 12,5 - 5 1/8" x 4 7/8"



| MOD/# | CM (in.)  | KG/LBS       |
|-------|---|--------------|
| 2818  | h. 17 x 7,2 x 7,4<br>6 3/4" x 2 13/16" x 2 7/8" | 0,53<br>1,17 |



| MOD/# | CM (in.)                                       | KG/LBS       |
|-------|--|--------------|
| 333   | h. 50 x 15,5 x 13<br>19 5/8" x 6 1/8" x 5 1/8" | 6,7<br>14,77 |

base cm 14 x 10,5 - 5 1/2" x 4 1/8"




| MOD/# | CM (in.)   | KG/LBS     |
|-------|--|------------|
| 334   | h. 51,5 x 19 x 12,5<br>20 1/4" x 7 1/2" x 4 7/8" | 7<br>15,43 |

base cm 16 x 10 - 6 1/4" x 3 7/8"



| MOD/# | CM (in.)                                     | KG/LBS      |
|-------|--|-------------|
| 383   | h. 27 x 7 x 8<br>10 5/8" x 2 3/4" x 3 1/8"   | 0,9<br>1,98 |
| 382   | h. 36 x 10 x 11<br>14 1/8" x 3 7/8" x 4 3/8" | 2,4<br>5,29 |
| 198   | h. 50 x 16 x 17<br>19 5/8" x 6 1/4" x 6 3/4" | 7<br>15,43  |
| 474   | h. 75 x 22 x 25<br>29 1/2" x 8 5/8" x 9 7/8" | 27<br>59,53 |



# Statue - Statues - Statuen - Estatuas - Statues



| MOD/#                             | CM (in.)                    | KG/LBS |
|-----------------------------------|-----------------------------|--------|
| 297                               | h. 60 x 30 x 26             | 18,2   |
|                                   | 23 5/8" x 11 3/4" x 10 1/4" | 40,12  |
| base cm 25,5 x 26 - 10" x 10 1/4" |                             |        |



| MOD/#                               | CM (in.)                   | KG/LBS |
|-------------------------------------|----------------------------|--------|
| 232                                 | h. 60 x 28,5 x 21,5        | 17     |
|                                     | 23 5/8" x 11 1/4" x 8 1/2" | 37,48  |
| base cm 16,5 x 17 - 6 1/2" x 6 3/4" |                            |        |



| MOD/# | CM (in.)                  | KG/LBS |
|-------|---------------------------|--------|
| 292   | h. 47 x 24 x 19           | 9,4    |
|       | 18 1/2" x 9 1/2" x 7 1/2" | 20,72  |
| 293   | h. 29 x 12 x 12           | 2,5    |
|       | 11 3/8" x 4 3/4" x 4 3/4" | 5,51   |

MOD/# 292: base cm 12,5 x 12,5 - 4 7/8" x 4 7/8"  
 MOD/# 293: base cm 8 x 8 - 3 1/8" x 3 1/8"



| MOD/# | CM (in.)                 | KG/LBS |
|-------|--------------------------|--------|
| 83    | h. 30,5 x 11,5 x 11      | 1,6    |
|       | 12" x 4 1/2" x 4 3/8"    | 3,53   |
| 85    | h. 20 x 11 x 11          | 1      |
|       | 7 7/8" x 4 3/8" x 4 3/8" | 2,20   |

MOD/# 83: base cm 7 x 7 - 2 3/4" x 2 3/4"  
 MOD/# 85: base cm 7 x 7 - 2 3/4" x 2 3/4"



| MOD/#                             | CM (in.)                  | KG/LBS |
|-----------------------------------|---------------------------|--------|
| 66                                | h. 44 x 18 x 16,5         | 5,5    |
|                                   | 17 3/8" x 7 1/8" x 6 1/2" | 12,13  |
| base cm 11 x 11 - 4 3/8" x 4 3/8" |                           |        |



| MOD/#                             | CM (in.)                  | KG/LBS |
|-----------------------------------|---------------------------|--------|
| 2064                              | h. 26 x 10 x 9            | 1      |
|                                   | 10 1/4" x 3 7/8" x 3 1/2" | 2,20   |
| base cm 5,5 x 6 - 2 1/8" x 2 3/8" |                           |        |

Statues - Statuen - Estatuas - Statues - Statue



| MOD/# | CM (in.)  | KG/LBS     |
|-------|---|------------|
| 2058  | h. 61,5 x 30 x 19<br>24 1/4" x 11 3/4" x 7 1/2" | 7<br>15,43 |

base cm 14 x 13,5 - 5 1/2" x 5 3/8"



| MOD/# | CM (in.)   | KG/LBS    |
|-------|--|-----------|
| 398   | h. 37,5 x 15 x 11,5<br>14 3/4" x 5 7/8" x 4 1/2" | 3<br>6,61 |

base cm 9,5 x 9,5 - 3 3/4" x 3 3/4"



| MOD/# | CM (in.)                                     | KG/LBS       |
|-------|--|--------------|
| 2060  | h. 44 x 20 x 15<br>17 3/8" x 7 7/8" x 5 7/8" | 5,4<br>11,91 |

base cm 9 x 9 - 3 1/2" x 3 1/2"



| MOD/# | CM (in.)  | KG/LBS      |
|-------|---|-------------|
| 118   | h. 60,5 x 31 x 20<br>23 7/8" x 12 1/4" x 7 7/8" | 13<br>28,66 |

base cm 16 x 14 - 6 1/4" x 5 1/2"



| MOD/# | CM (in.)                                     | KG/LBS      |
|-------|--|-------------|
| 201   | h. 58,5 x 22,5 x 24<br>23" x 8 7/8" x 9 1/2" | 14<br>30,86 |

base cm 16 x 24 - 6 1/4" x 9 1/2"

Statue - Statues - Statuen - Estatuas - Statues



| MOD/# | CM (in.)                | KG/LBS |
|-------|-------------------------|--------|
| 215   | h. 56,5 x 30 x 28       | 21     |
|       | 22 1/4" x 11 3/4" x 11" | 46,30  |

base cm 19 x 19,5 - 7 1/2" x 7 5/8"



| MOD/# | CM (in.)                  | KG/LBS |
|-------|---------------------------|--------|
| 165   | h. 48,5 x 24 x 20         | 10     |
|       | 19 1/8" x 9 1/2" x 7 7/8" | 22,05  |

base cm 14 x 13,5 - 5 1/2" x 5 3/8"



| MOD/# | CM (in.)              | KG/LBS |
|-------|-----------------------|--------|
| 397   | h. 35,5 x 19 x 12,5   | 5,5    |
|       | 14" x 7 1/2" x 4 7/8" | 12,13  |

base cm 11,5 x 10,5 - 4 1/2" x 4 1/8"



| MOD/# | CM (in.)                   | KG/LBS |
|-------|----------------------------|--------|
| 492   | h. 59,5 x 31,5 x 20        | 27     |
|       | 23 3/8" x 12 3/8" x 7 7/8" | 59,53  |

base cm 34 x 32 - 13 3/8" x 12 5/8"



| MOD/# | CM (in.)                  | KG/LBS |
|-------|---------------------------|--------|
| 263   | h. 54 x 22,5 x 20         | 23     |
|       | 21 1/4" x 8 7/8" x 7 7/8" | 50,71  |

base cm 21 x 21 - 8 1/4" x 8 1/4"

Statues - Statuen - Estatuas - Statues - Statue



| MOD/# | CM (in.)                  | KG/LBS |
|-------|---------------------------|--------|
| 2074  | h. 43 x 16 x 22,5         | 9      |
|       | 16 7/8" x 6 1/4" x 8 7/8" | 19,84  |

base cm 15,5 x 22,5 - 6 1/8" x 8 7/8"



| MOD/# | CM (in.)                  | KG/LBS |
|-------|---------------------------|--------|
| 320   | h. 19,5 x 9,5 x 12        | 1      |
|       | 7 5/8" x 3 3/4" x 4 3/4"  | 2,20   |
| 353   | h. 24,5 x 11,5 x 14       | 2      |
|       | 9 5/8" x 4 1/2" x 5 1/2"  | 4,41   |
| 345   | h. 36 x 17,5 x 20         | 6,5    |
|       | 14 1/8" x 6 7/8" x 7 7/8" | 14,33  |



| MOD/# | CM (in.)                 | KG/LBS |
|-------|--------------------------|--------|
| 321   | h. 19,5 x 9,5 x 12       | 1      |
|       | 7 5/8" x 3 3/4" x 4 3/4" | 2,20   |
| 352   | h. 24 x 11 x 14,5        | 2      |
|       | 9 1/2" x 4 3/8" x 5 3/4" | 4,41   |
| 346   | h. 35,5 x 17 x 20,5      | 6,5    |
|       | 14" x 6 3/4" x 8 1/8"    | 14,33  |

MOD/# 320: base cm 7,5 x 9,5 - 3" x 3 3/4"  
 MOD/# 353: base cm 9,5 x 13,5 - 3 3/4" x 5 3/8"  
 MOD/# 345: base cm 13 x 19,5 - 5 1/8" x 7 5/8"

MOD/# 321: base cm 7 x 9,5 - 2 3/4" x 3 3/4"  
 MOD/# 352: base cm 9,5 x 13,5 - 3 3/4" x 5 3/8"  
 MOD/# 346: base cm 13 x 20 - 5 1/8" x 7 7/8"



| MOD/# | CM (in.)                 | KG/LBS |
|-------|--------------------------|--------|
| 387   | h. 25,5 x 12 x 17,5      | 2,7    |
|       | 10" x 4 3/4" x 6 7/8"    | 5,95   |
| 380   | h. 37,5 x 16,5 x 21      | 7,4    |
|       | 8 7/8" x 6 1/2" x 8 1/4" | 16,31  |

MOD/# 387: base cm 10,5 x 17,5 - 4 1/8" x 6 7/8"  
 MOD/# 380: base cm 12,5 x 21 - 4 7/8" x 8 1/4"



| MOD/# | CM (in.)                 | KG/LBS |
|-------|--------------------------|--------|
| 386   | h. 25,5 x 12,5 x 17,5    | 2,5    |
|       | 10" x 4 7/8" x 6 7/8"    | 5,51   |
| 379   | h. 37,5 x 17,5 x 22      | 1,4    |
|       | 8 7/8" x 6 7/8" x 8 5/8" | 3,09   |

MOD/# 386: base cm 10,5 x 17,5 - 4 1/8" x 6 7/8"  
 MOD/# 379: base cm 13,5 x 21,5 - 5 3/8" x 8 1/2"



| MOD/# | CM (in.)                 | KG/LBS |
|-------|--------------------------|--------|
| 128   | h. 23,5 x 11 x 17        | 2,3    |
|       | 9 1/4" x 4 3/8" x 6 3/4" | 5,07   |
| 129   | h. 35,5 x 15 x 21,5      | 5,8    |
|       | 14" x 5 7/8" x 8 1/2"    | 12,79  |

MOD/# 128: base cm 10,5 x 17 - 4 1/8" x 6 3/4"  
 MOD/# 129: base cm 13 x 22 - 5 1/8" x 8 5/8"

Statue - Statues - Statuen - Estatuas - Statues



**PADRE PIO MANO APERTA**

| MOD/# | CM (in.)                                    | KG/LBS      |
|-------|---|-------------|
| 2316  | h. 26 x 11 x 9<br>10 1/4" x 4 3/8" x 3 1/2" | 0,8<br>1,76 |

MOD/# 2316: base cm 7 x 6,5 - 2 3/4" x 2 1/2"



**PADRE PIO MANO BENEDICENTE**

| MOD/#  | CM (in.)                    | KG/LBS |
|--------|-----------------------------|--------|
| 2294   | h. 60 x 23 x 21             | 15     |
|        | 23 5/8" x 9" x 8 1/4"       | 33,07  |
| 2295   | h. 80 x 36 x 24             | 23     |
|        | 31 1/2" x 14 1/8" x 9 1/2"  | 50,71  |
| 2296   | h. 100 x 35 x 27            | 35     |
|        | 39 3/8" x 13 3/4" x 10 5/8" | 77,16  |
| 2314A* | h. 180 x 66 x 66            | 150    |
|        | 70 7/8" x 26" x 26"         | 330,6  |
| 2314   | h. 180 x 66 x 66            | 150    |
|        | 70 7/8" x 26" x 26"         | 330,69 |

MOD/# 2294: base cm 15 x 15 - 5 7/8" x 5 7/8"  
 MOD/# 2295: base cm 23 x 22 - 9" x 8 5/8"  
 MOD/# 2296: base cm 28 x 26 - 11" x 10 1/4"  
 MOD/# 2314: base cm 53,5 x 53 - 21 1/8" x 20 7/8"  
 MOD/# 2314A\*: base cm 53,5 x 53 - 21 1/8" x 20 7/8"

(\*) **PADRE PIO CON LA MANO APERTA**






**PADRE PIO**

| MOD/# | CM (in.)                  | KG/LBS |
|-------|---------------------------|--------|
| 2237  | h. 40 x 15 x 12           | 5,4    |
|       | 15 3/4" x 5 7/8" x 4 3/4" | 11,91  |
| 2315  | h. 26 x 11 x 9            | 0,8    |
|       | 10 1/4" x 4 3/8" x 3 1/2" | 1,76   |

MOD/# 2237: base cm 12 x 12 - 4 3/4" x 4 3/4"  
 MOD/# 2315: base cm 6,5 x 6,5 - 2 1/2" x 2 1/2"

**PAPA GIOVANNI**

| MOD/# | CM (in.)                  | KG/LBS |
|-------|---------------------------|--------|
| 2094  | h. 44,5 x 16 x 14,5       | 10     |
|       | 17 1/2" x 6 1/4" x 5 3/4" | 22,05  |
| 443   | h. 59,5 x 20 x 20,5       | 20     |
|       | 23 3/8" x 7 7/8" x 8 1/8" | 44,09  |

MOD/# 2094: base cm 13,5 x 14 - 5 3/8" x 5 1/2"  
 MOD/# 443: base cm 18,5 x 17,5 - 7 1/4" x 6 7/8"


**PAPA GIOVANNI PAOLO II**

| MOD/# | CM (in.)               | KG/LBS |
|-------|------------------------|--------|
| 2369  | h. 60 x 38 x 16        | 17     |
|       | 23 5/8" x 15" x 6 1/4" | 37,48  |

base cm 15 x 13 - 5 7/8" x 5 1/8"

# Statue - Statues - Statuen - Estatuas - Statues

## S. ANTONIO

| MOD/# | CM (in.)   | KG/LBS      |
|-------|--|-------------|
| 458   | h. 20 x 6 x 4,5<br>7 7/8" x 2 3/8" x 1 3/4"      | 0,4<br>0,88 |
| 46    | h. 30,5 x 10 x 8<br>12" x 3 7/8" x 3 1/8"        | 1,6<br>3,53 |
| 250   | h. 76 x 22,5 x 17,5<br>29 7/8" x 8 7/8" x 6 7/8" | 17<br>37,48 |

MOD/# 458: base cm 4 x 4 - 1 5/8" x 1 5/8"  
 MOD/# 46: base cm 6 x 6 - 2 3/8" x 2 3/8"  
 MOD/# 250: base cm 15,5 x 16,5 - 6 1/8" x 6 1/2"



## S. ANTONIO

| MOD/# | CM (in.)   | KG/LBS        |
|-------|--|---------------|
| 2057  | h. 60,5 x 20 x 15,5<br>23 7/8" x 7 7/8" x 6 1/8" | 13,5<br>29,76 |

base cm 17,5 x 14 - 6 7/8" x 5 1/2"

## S. ANTONIO

| MOD/# | CM (in.)                                      | KG/LBS      |
|-------|---|-------------|
| 90    | h. 24 x 6,5 x 6,5<br>9 1/2" x 2 1/2" x 2 1/2" | 0,8<br>1,76 |

base cm 5,5 x 5,5 - 2 1/8" x 2 1/8"



## S. ANTONIO

| MOD/# | CM (in.)  | KG/LBS      |
|-------|---|-------------|
| 336   | h. 103,5 x 31,5 x 28<br>40 3/4" x 12 3/8" x 11" | 45<br>99,21 |

base cm 22 x 19 - 8 5/8" x 7 1/2"

## S. ANTONIO

| MOD/# | CM (in.)   | KG/LBS      |
|-------|--|-------------|
| 326   | h. 38,5 x 13,5 x 10<br>15 1/8" x 5 3/8" x 3 7/8" | 3,2<br>7,05 |

base cm 9,5 x 9 - 3 3/4" x 3 1/2"

## S. ANTONIO

| MOD/# | CM (in.)                                     | KG/LBS      |
|-------|--|-------------|
| 221   | h. 54 x 18 x 16<br>21 1/4" x 7 1/8" x 6 1/4" | 10<br>22,05 |

base cm 14 x 14,5 - 5 1/2" x 5 3/4"

Statues - Statuen - Estatuas - Statues - Statue



**S. GIUSEPPE**

| MOD/# | CM (in.)                  | KG/LBS |
|-------|---------------------------|--------|
| 2026  | h. 46 x 16 x 12           | 6,7    |
|       | 18 1/8" x 6 1/4" x 4 3/4" | 14,77  |
| 2027  | h. 30,5 x 10 x 8          | 2,1    |
|       | 12" x 3 7/8" x 3 1/8"     | 4,63   |

MOD/# 2026: base cm 12,5 x 12 - 4 7/8" x 4 3/4"  
 MOD/# 2027: base cm 8 x 8 - 3 1/8" x 3 1/8"



**S. GIUSEPPE**

| MOD/# | CM (in.)                   | KG/LBS |
|-------|----------------------------|--------|
| 341   | h. 79 x 29 x 22,5          | 33     |
|       | 31 1/8" x 11 3/8" x 8 7/8" | 72,75  |

base cm 20 x 19 - 7 7/8" x 7 1/2"



**S. GIUSEPPE**


| MOD/# | CM (in.)                  | KG/LBS |
|-------|---------------------------|--------|
| 2154  | h. 60 x 20 x 17           | 13     |
|       | 23 5/8" x 7 7/8" x 6 3/4" | 28,66  |

base cm 15,5 x 14 - 6 1/8" x 5 1/2"



**S. CRISTOFORO**

| MOD/# | CM (in.)                    | KG/LBS |
|-------|-----------------------------|--------|
| 2340  | h. 199 x 74 x 40            | 150    |
|       | 78 3/8" x 29 1/8" x 15 3/4" | 330,69 |



Statue - Statues - Statuen - Estatuas - Statues



**S. LORENZO**

| MOD/# | CM (in.)  | KG/LBS        |
|-------|---|---------------|
| 2333  | h. 184 x 73 x 51<br>72 1/2" x 28 3/4" x 20 1/8" | 100<br>220,46 |



**S. GIUDA TADDEO**

| MOD/# | CM (in.)   | KG/LBS        |
|-------|--|---------------|
| 2261  | h. 61,5 x 20,5 x 16,5<br>24 1/4" x 8 1/8" x 6 1/2" | 12,5<br>27,56 |

base cm 16,5 x 16,5 - 6 1/2" x 6 1/2"



**S. DAMIANO**

| MOD/# | CM (in.)                                 | KG/LBS      |
|-------|--|-------------|
| 2201  | h. 61 x 15 x 15<br>24" x 5 7/8" x 5 7/8" | 14<br>30,86 |

base cm 14,5 x 14,5 - 5 3/4" x 5 3/4"



**S. COSMA**

| MOD/# | CM (in.)                                     | KG/LBS      |
|-------|--|-------------|
| 2020  | h. 61 x 15,5 x 15,5<br>24" x 6 1/8" x 6 1/8" | 14<br>30,86 |

base cm 15 x 15 - 5 7/8" x 5 7/8"



**S. FRANCESCO**

| MOD/# | CM (in.)   | KG/LBS      |
|-------|--|-------------|
| 269   | h. 84 x 48 x 29,5<br>33 1/8" x 18 7/8" x 11 5/8" | 38<br>83,78 |

base cm 26 x 23,5 - 10 1/4" x 9 1/4"



**S. FRANCESCO**

| MOD/# | CM (in.)                                 | KG/LBS     |
|-------|--|------------|
| 2005  | h. 61 x 20 x 15<br>24" x 7 7/8" x 5 7/8" | 12,7<br>28 |

base cm 14 x 13,5 - 5 1/2" x 5 3/8"



**S. FRANCESCO**

| MOD/# | CM (in.)   | KG/LBS        |
|-------|--|---------------|
| 2822  | h. 180 x 130 x 90<br>70 7/8" x 51 3/16" x 35 7/16" | 180<br>396,83 |

base cm 51,5 x 52,5 - 20 1/4" x 20 5/8"



**S. MICHELE**

| MOD/# | CM (in.)  | KG/LBS      |
|-------|---|-------------|
| 2042  | h. 40 x 17,5 x 13<br>15 3/4" x 6 7/8" x 5 1/8"  | 6<br>13,23  |
| 342   | h. 58 x 24,5 x 27<br>22 7/8" x 9 5/8" x 10 5/8" | 14<br>30,86 |

MOD/# 2042: base cm 13 x 12 - 5 1/8" x 4 3/4"

MOD/# 342: base cm 16,5 x 15,5 - 6 1/2" x 6 1/8"

Statue - Statues - Statuen - Estatuas - Statues



**S. LUCA**

| MOD/# | CM (in.)  | KG/LBS        |
|-------|---|---------------|
| 2224  | h. 185 x 75 x 53<br>72 7/8" x 29 1/2" x 20 7/8" | 140<br>308,65 |

base cm 52 x 54 - 20 1/2" x 21 1/4"



**S. MARCO**

| MOD/# | CM (in.)  | KG/LBS        |
|-------|---|---------------|
| 2225  | h. 185 x 65 x 70<br>72 7/8" x 25 5/8" x 27 1/2" | 140<br>308,65 |

base cm 52 x 54 - 20 1/4" x 21 1/4"



**S. GIOVANNI**

| MOD/# | CM (in.)  | KG/LBS        |
|-------|---|---------------|
| 2257  | h. 185 x 65 x 62<br>72 7/8" x 25 5/8" x 24 3/8" | 140<br>308,65 |

base cm 53 x 53 - 20 7/8" x 20 7/8"



**S. MATTEO**

| MOD/# | CM (in.)  | KG/LBS        |
|-------|---|---------------|
| 2258  | h. 185 x 70 x 62<br>72 7/8" x 27 1/2" x 24 3/8" | 140<br>308,65 |

base cm 53 x 53 - 20 7/8" x 20 7/8"



**S. AGOSTINO**

| MOD/# | CM (in.)                                    | KG/LBS        |
|-------|---|---------------|
| 2339  | h. 184 x 66 x 44<br>72 1/2" x 26" x 17 3/8" | 140<br>308,65 |



**S. PIETRO**

| MOD/# | CM (in.)                                    | KG/LBS        |
|-------|---|---------------|
| 2259  | h. 188 x 65 x 55<br>74" x 25 5/8" x 21 5/8" | 140<br>308,65 |

base cm 53 x 53 - 20 7/8" x 20 7/8"



Statue - Statues - Statuen - Estatuas - Statues



**SAN GIUSEPPE**

| MOD/# | CM (in.)  | KG/LBS        |
|-------|---|---------------|
| 2199  | h. 185 x 97 x 60<br>72 7/8" x 38 1/4" x 23 5/8" | 150<br>330,69 |

base cm 59 x 54 - 23 1/4" x 21 1/4"



**SAN GIUSEPPE**

| MOD/# | CM (in.)                                    | KG/LBS       |
|-------|---|--------------|
| 2101  | h. 124 x 39 x 28<br>48 7/8" x 15 3/8" x 11" | 50<br>110,23 |

base cm 28 x 25,5 - 11" x 10"




**S. PATRICK**

| MOD/# | CM (in.)          | KG/LBS       |
|-------|-------------------|--------------|
| 2279  | h. 117<br>46 1/8" | 60<br>132,28 |



Statues - Statuen - Estatuas - Statues - Statue



| MOD/# | CM (in.)                | KG/LBS |
|-------|-------------------------|--------|
| 463   | h. 58,5 x 16,5 x 30,5   | 15     |
|       | 23 1/16" x 6 1/2" x 12" | 33,07  |

base cm 15 x 23 - 5 7/8" x 9"



| MOD/# | CM (in.)                    | KG/LBS |
|-------|-----------------------------|--------|
| 344   | h. 113,5 x 75 x 27          | 99     |
|       | 44 5/8" x 29 1/2" x 10 5/8" | 218,26 |

base cm 51,5 x 22,5 - 20 1/4" x 8 7/8"




| MOD/# | CM (in.)                    | KG/LBS |
|-------|-----------------------------|--------|
| 167   | h. 28,5 x 8 x 20            | 2,3    |
|       | 11 1/4" x 3 1/8" x 7 7/8"   | 5,07   |
| 170   | h. 38 x 12,5 x 28           | 6      |
|       | 14 15/16" x 4 7/8" x 11"    | 13,23  |
| 2327  | h. 180 x 52 x 135           | 240    |
|       | 70 7/8" x 20 1/2" x 53 1/8" | 529,11 |

MOD/# 167: base cm 7 x 14 - 2 3/4" x 5 1/2"

MOD/# 170: base cm 10 x 19,5 - 3 7/8" x 7 5/8"

MOD/# 2327: base cm h. 51 x 90 x 9 - 20 1/8" x 35 7/16" x 3 1/2"






**SACRO CUORE**

| MOD/# | CM (in.)                    | KG/LBS |
|-------|-----------------------------|--------|
| 2826  | h. 180 x 100 x 70           | 162    |
|       | 70 7/8" x 39 3/8" x 27 1/2" | 357,15 |

base cm 54 x 50 x 13 - 21 1/4" x 19 5/8" x 5 1/8"





**SACRO CUORE**

| MOD/# | CM (in.)  | KG/LBS        |
|-------|---|---------------|
| 2186  | h. 185 x 76 x 45<br>72 7/8" x 29 7/8" x 17 3/4" | 140<br>308,65 |

base cm 55 x 43 - 21 5/8" x 16 7/8"



Statue - Statues - Statuen - Estatuas - Statues



**SACRATISSIMO CUORE DI GESÙ**

| MOD/# | CM (in.)                    | KG/LBS |
|-------|-----------------------------|--------|
| 473   | h. 100 x 59 x 39            | 83     |
|       | 39 3/8" x 23 1/4" x 15 3/8" | 182,98 |

base cm Ø 27 - 10 5/8"



**SACRATISSIMO CUORE DI GESÙ**

| MOD/# | CM (in.)                    | KG/LBS |
|-------|-----------------------------|--------|
| 130   | h. 79,5 x 50 x 27,5         | 48     |
|       | 31 1/4" x 19 5/8" x 10 7/8" | 105,82 |

base cm Ø 30 - 11 3/4"



**SACRATISSIMO CUORE DI GESÙ**

| MOD/# | CM (in.)                     | KG/LBS |
|-------|------------------------------|--------|
| 433   | h. 83 x 38 x 22              | 39     |
|       | 32 5/8" x 14 15/16" x 8 5/8" | 85,98  |

base cm 20 x 20 - 7 7/8" x 7 7/8"

Statues - Statuen - Estatuas - Statues - Statue



**SACRATISSIMO CUORE DI GESÙ**

| MOD/# | CM (in.)                                       | KG/LBS      |
|-------|--|-------------|
| 126   | h. 58 x 30 x 26<br>22 7/8" x 11 3/4" x 10 1/4" | 13<br>28,66 |

base cm Ø 15 - 5 7/8"



**CRISTO ORANTE**

| MOD/# | CM (in.)                                 | KG/LBS      |
|-------|--|-------------|
| 2     | h. 28 x 8 x 5<br>11" x 3 1/8" x 1 15/16" | 0,8<br>1,76 |

base cm 5 x 5 - 1 15/16" x 1 15/16"



**CRISTO ORANTE**

| MOD/# | CM (in.)                                     | KG/LBS    |
|-------|--|-----------|
| 351   | h. 34 x 8 x 5,5<br>13 3/8" x 3 1/8" x 2 1/8" | 1<br>2,20 |

base cm 6 x 5,5 - 2 3/8" x 2 1/8"



**SACRATISSIMO CUORE DI GESÙ**

| MOD/# | CM (in.)   | KG/LBS     |
|-------|--|------------|
| 139   | h. 43 x 25,5 x 18<br>16 7/8" x 10 1/16" x 7 1/8" | 5<br>11,02 |

base cm Ø 10,5 - 4 1/8"



**CRISTO ORANTE**

| MOD/# | CM (in.)   | KG/LBS      |
|-------|--|-------------|
| 2044  | h. 60,5 x 27 x 37<br>23 7/8" x 10 5/8" x 14 5/8" | 31<br>68,34 |

base cm 18 x 36,5 - 7 1/8" x 14 3/8"



**CRISTO ORANTE**

| MOD/# | CM (in.)                                       | KG/LBS      |
|-------|--|-------------|
| 2035  | h. 84 x 34 x 57<br>33 1/8" x 13 3/8" x 22 1/2" | 30<br>66,14 |

base cm 24 x 55,5 - 9 1/2" x 21 7/8"

Statue - Statues - Statuen - Estatuas - Statues



**SACRO CUORE**

| MOD/#                           | CM (in.)                  | KG/LBS |
|---------------------------------|---------------------------|--------|
| 212                             | h. 37 x 12,5 x 8          | 2,5    |
|                                 | 14 5/8" x 4 7/8" x 3 1/8" | 5,51   |
| base cm 8 x 8 - 3 1/8" x 3 1/8" |                           |        |

**SACRO CUORE**

| MOD/#                             | CM (in.)                  | KG/LBS |
|-----------------------------------|---------------------------|--------|
| 99                                | h. 42,5 x 14 x 9          | 3,6    |
|                                   | 16 3/4" x 5 1/2" x 3 1/2" | 7,94   |
| base cm 8,5 x 8 - 3 3/8" x 3 1/8" |                           |        |

**SACRO CUORE**

| MOD/#                               | CM (in.)                  | KG/LBS |
|-------------------------------------|---------------------------|--------|
| 162                                 | h. 70,5 x 24,5 x 16       | 20     |
|                                     | 27 3/4" x 9 5/8" x 6 1/4" | 44,09  |
| base cm 16,5 x 15 - 6 1/2" x 5 7/8" |                           |        |



**SACRO CUORE**

| MOD/# | CM (in.)                    | KG/LBS |
|-------|-----------------------------|--------|
| 146   | h. 51 x 18 x 11,5           | 6,5    |
|       | 20 1/8" x 7 1/8" x 4 1/2"   | 14,33  |
| 272   | h. 82,5 x 28 x 19           | 30     |
|       | 32 1/2" x 11" x 7 1/2"      | 66,14  |
| 217   | h. 97,5 x 33 x 24,5         | 46     |
|       | 38 3/8" x 13" x 9 5/8"      | 101,41 |
| 274   | h. 122 x 43 x 24            | 50     |
|       | 48 1/16" x 16 7/8" x 9 1/2" | 110,23 |

MOD/# 146: base cm 11,5 x 11,5 - 4 1/2" x 4 1/2"  
 MOD/# 272: base cm 18 x 16 - 7 1/8" x 6 1/4"  
 MOD/# 217: base cm 23,5 x 21 - 9 1/4" x 8 1/4"  
 MOD/# 274: base cm 24,5 x 25,5 - 9 5/8" x 10"

**SACRO CUORE**

| MOD/#                             | CM (in.)                    | KG/LBS |
|-----------------------------------|-----------------------------|--------|
| 2004                              | h. 40,5 x 13,5 x 9          | 3,6    |
|                                   | 15 15/16" x 5 3/8" x 3 1/2" | 7,94   |
| base cm 9,5 x 9 - 3 3/4" x 3 1/2" |                             |        |

**SACRO CUORE**

| MOD/# | CM (in.)                  | KG/LBS |
|-------|---------------------------|--------|
| 376   | h. 63,5 x 20 x 11,5       | 9      |
|       | 25" x 7 7/8" x 4 1/2"     | 19,84  |
| 363   | h. 37 x 10 x 6,5          | 1,3    |
|       | 14 5/8" x 3 7/8" x 2 1/2" | 2,87   |

MOD/# 376: base cm 12,5 x 10,5 - 4 7/8" x 4 1/8"  
 MOD/# 363: base cm 8 x 6 - 3 1/8" x 2 3/8"

Statues - Statuen - Estatuas - Statues - Statue



**SACRO CUORE**

| MOD/# | CM (in.)  | KG/LBS    |
|-------|---|-----------|
| 1     | h. 46,5 x 12,5 x 8,5<br>18 1/4" x 4 7/8" x 3 3/8" | 4<br>8,82 |

base cm 9 x 9 - 3 1/2" x 3 1/2"



**SACRO CUORE**

| MOD/# | CM (in.)                                       | KG/LBS       |
|-------|--|--------------|
| 2201  | h. 54 x 15,5 x 10<br>21 1/4" x 6 1/8" x 3 7/8" | 6,6<br>14,55 |

base cm 11,5 x 9,5 - 4 1/2" x 3 3/4"



**SACRO CUORE**

| MOD/# | CM (in.)  | KG/LBS       |
|-------|---|--------------|
| 2009  | h. 97,5 x 36 x 20<br>38 3/8" x 14 1/8" x 7 7/8" | 50<br>110,23 |

base cm 21 x 21 - 8 1/4" x 8 1/4"



**SACRO CUORE**

| MOD/# | CM (in.)                                     | KG/LBS      |
|-------|--|-------------|
| 61    | h. 64 x 20 x 12<br>25 1/4" x 7 7/8" x 4 3/4" | 12<br>26,46 |

base cm 14 x 12,5 - 5 1/2" x 4 7/8"



**SACRO CUORE**


| MOD/# | CM (in.)                                     | KG/LBS       |
|-------|--|--------------|
| 2030  | h. 57 x 13 x 12<br>22 1/2" x 5 1/8" x 4 3/4" | 8,6<br>18,96 |

base cm 12 x 10 - 4 3/4" x 3 7/8"

**SACRO CUORE**

| MOD/# | CM (in.)                                     | KG/LBS      |
|-------|--|-------------|
| 214   | h. 27,5 x 9 x 7<br>10 7/8" x 3 1/2" x 2 3/4" | 1,2<br>2,65 |

base cm 6,5 x 6,5 - 2 1/2" x 2 1/2"



Statue - Statues - Statuen - Estatuas - Statues



| MOD/# | CM (in.)  | KG/LBS       |
|-------|---|--------------|
| 261/B | h. 111 x 51,5 x 30<br>43 3/4" x 20 1/4" x 11 3/4" | 59<br>130,07 |

base cm 23,5 x 21 - 9 1/4" x 8 1/4"



| MOD/# | CM (in.)                                   | KG/LBS      |
|-------|--|-------------|
| 245   | h. 75 x 39 x 28<br>29 1/2" x 15 3/8" x 11" | 24<br>52,91 |

base cm 18 x 15 - 7 1/8" x 5 7/8"





Statues - Statuen - Estatuas - Statues - Statue



**REDENTORE**

| MOD/# | CM (in.)                   | KG/LBS |
|-------|----------------------------|--------|
| 203   | h. 89 x 24,5 x 22,5        | 28     |
|       | 35 1/16" x 9 5/8" x 8 7/8" | 61,73  |
| 258   | h. 127 x 58 x 25           | 57     |
|       | 50" x 22 7/8" x 9 7/8"     | 125,66 |

MOD/# 203: base cm 19,5 x 18 - 7 5/8" x 7 1/8"  
 MOD/# 258: base cm 26 x 25 - 10 1/4" x 9 7/8"



**BUON PASTORE**

| MOD/# | CM (in.)               | KG/LBS |
|-------|------------------------|--------|
| 190   | h. 79 x 28 x 21        | 30     |
|       | 31 1/8" x 11" x 8 1/4" | 66,14  |

base cm 21 x 18 - 8 1/4" x 7 1/8"



**BUON PASTORE**

| MOD/# | CM (in.)               | KG/LBS |
|-------|------------------------|--------|
| 348   | h. 83,5 x 28 x 20,5    | 34     |
|       | 32 7/8" x 11" x 8 1/8" | 74,96  |

base cm 21,5 x 19 - 8 1/2" x 7 1/2"



**BUON PASTORE**

| MOD/# | CM (in.)               | KG/LBS |
|-------|------------------------|--------|
| 373   | h. 108,5 x 33 x 20     | 40     |
|       | 42 3/4" x 13" x 7 7/8" | 88,19  |

base cm 27 x 20 - 10 5/8" x 7 7/8"




**BUON PASTORE**

| MOD/# | CM (in.)                  | KG/LBS |
|-------|---------------------------|--------|
| 462   | h. 61,5 x 22,5 x 19       | 17     |
|       | 24 1/4" x 8 7/8" x 8 1/2" | 37,48  |
| 278   | h. 109 x 34 x 28          | 48     |
|       | 42 7/8" x 13 3/8" x 11"   | 105,82 |

MOD/# 462: base cm Ø 19 - 7 1/2"  
 MOD/# 278: base cm Ø 26 - 10 1/4"

| MOD/# | CM (in.)                  | KG/LBS |
|-------|---------------------------|--------|
| 2039  | h. 60 x 13 x 8            | 4,5    |
|       | 23 5/8" x 5 1/8" x 3 1/8" | 9,92   |

base cm 8,5 x 9 - 3 3/8" x 3 1/2"



Statue - Statues - Statuen - Estatuas - Statues



| MOD/# | CM (in.)               | KG/LBS |
|-------|------------------------|--------|
| 151   | h. 95 x 33 x 20        | 28     |
|       | 37 3/8" x 13" x 7 7/8" | 61,73  |

base cm 21,5 x 16,5 - 8 1/2" x 6 1/2"



| MOD/# | CM (in.)                    | KG/LBS |
|-------|-----------------------------|--------|
| 406   | h. 86 x 24 x 17             | 26     |
|       | 33 7/8" x 9 1/2" x 6 3/4"   | 57,32  |
| 389   | h. 128 x 34 x 30            | 77,5   |
|       | 50 3/8" x 13 3/8" x 11 3/4" | 170,86 |

MOD/# 406: base cm 18,5 x 17,5 - 7 1/4" x 6 7/8"  
 MOD/# 389: base cm 24 x 26 - 9 1/2" x 10 1/4"



| MOD/# | CM (in.)                   | KG/LBS |
|-------|----------------------------|--------|
| 238   | h. 81 x 40 x 20            | 28     |
|       | 31 7/8" x 15 3/4" x 7 7/8" | 61,73  |


base cm 16 x 16 - 6 1/4" x 6 1/4"



**CRISTO BENEDICENTE**

| MOD/# | CM (in.)                      | KG/LBS |
|-------|-------------------------------|--------|
| 2001  | h. 165 x 48 x 55              | 90     |
|       | 64 15/16" x 18 7/8" x 21 5/8" | 198,42 |

base cm 55 x 44,5 - 21 5/8" x 17 1/2"



Statues - Statuen - Estatuas - Statues - Statue



| MOD/# | CM (in.)                    | KG/LBS |
|-------|-----------------------------|--------|
| 294   | h. 57 x 37 x 26,5           | 20     |
|       | 22 1/2" x 14 5/8" x 10 3/8" | 44,09  |

base cm 36 x 23,5 - 14 1/8" x 9 1/4"



**MADONNA DELLA GUARDIA**

| MOD/# | CM (in.)              | KG/LBS |
|-------|-----------------------|--------|
| 2208  | h. 33 x 16 x 14       | 2,8    |
|       | 13" x 6 1/4" x 5 1/2" | 6,17   |

base cm 13,5 x 15 - 5 3/8" x 5 7/8"



| MOD/# | CM (in.)                  | KG/LBS |
|-------|---------------------------|--------|
| 196   | h. 59 x 20 x 20           | 21     |
|       | 23 1/4" x 7 7/8" x 7 7/8" | 46,30  |
| 491   | h. 47 x 15 x 14           | 8      |
|       | 18 1/2" x 5 7/8" x 5 1/2" | 17,64  |

MOD/# 196: base cm 18 x 20 - 7 1/8" x 7 7/8"  
MOD/# 491: base cm 14 x 14 - 5 1/2" x 5 1/2"



| MOD/# | CM (in.)                    | KG/LBS |
|-------|-----------------------------|--------|
| 268   | h. 106 x 36,5 x 26          | 50     |
|       | 41 3/4" x 14 3/8" x 10 1/4" | 110,23 |
| 312   | h. 64,5 x 22,5 x 21         | 18     |
|       | 25 3/8" x 8 7/8" x 8 1/4"   | 39,68  |

MOD/# 268: base cm 26,5 x 27 - 10 3/8" x 10 5/8"  
MOD/# 312: base cm 15 x 19 - 5 7/8" x 7 1/2"



| MOD/# | CM (in.)                   | KG/LBS |
|-------|----------------------------|--------|
| 187   | h. 87,5 x 31 x 24          | 40     |
|       | 34 1/2" x 12 1/4" x 9 1/2" | 88,19  |


base cm 20 x 21,5 - 7 7/8" x 8 1/2"



**PIETÀ DI MICHELANGELO**

| MOD/# | CM (in.)                    | KG/LBS |
|-------|-----------------------------|--------|
| 394   | h. 103 x 73 x 48            | 80     |
|       | 40 1/2" x 28 3/4" x 18 7/8" | 176,37 |

base cm 66 x 43 - 26" x 16 7/8"



Statues - Statuen - Estatuas - Statues - Statue



**PIETÀ DI MICHELANGELO**

| MOD/# | CM (in.)                    | KG/LBS |
|-------|-----------------------------|--------|
| 202   | h. 43,5 x 37 x 18           | 17     |
|       | 17 1/8" x 14 5/8" x 7 1/8"  | 37,48  |
| 228   | h. 69,5 x 55 x 30           | 45     |
|       | 27 3/8" x 21 5/8" x 11 3/4" | 99,21  |

MOD/# 202: base cm 33,3 x 13,3 – 13 1/8" x 5 1/4"  
 MOD/# 228: base cm 51,5 x 22,5 – 20 1/4" x 8 7/8"



**PIETÀ DI MICHELANGELO**

| MOD/# | CM (in.)                   | KG/LBS |
|-------|----------------------------|--------|
| 319   | h. 18,5 x 14,5 x 7,5       | 1,6    |
|       | 7 1/4" x 5 3/4" x 2 15/16" | 3,53   |

base cm 14,5 x 7 – 5 3/4" x 2 3/4"

**PIETÀ DI MICHELANGELO**

| MOD/# | CM (in.)                 | KG/LBS |
|-------|--------------------------|--------|
| 2098  | h. 21,5 x 18,5 x 10      | 2,9    |
|       | 8 1/2" x 7 1/4" x 3 7/8" | 6,39   |

base cm 18,5 x 10 – 7 1/4" x 3 7/8"



**PIETÀ DI MICHELANGELO**

| MOD/# | CM (in.)                   | KG/LBS |
|-------|----------------------------|--------|
| 199   | h. 55 x 37 x 20            | 25     |
|       | 21 5/8" x 14 5/8" x 7 7/8" | 55,12  |
| 478   | h. 31,5 x 24,5 x 14        | 9      |
|       | 12 3/8" x 9 5/8" x 5 1/2"  | 19,84  |

MOD/# 199: base cm 36 x 16 – 14 1/8" x 6 1/4"  
 MOD/# 478: base cm 24 x 12,5 – 9 1/2" x 4 7/8"




Statue - Statues - Statuen - Estatuas - Statues



**SACRA FAMIGLIA**

| MOD/# | CM (in.)   | KG/LBS        |
|-------|--|---------------|
| 2212  | h. 185 x 115 x 75<br>72 7/8" x 45 1/4" x 29 1/2" | 250<br>551,16 |





**SACRA FAMIGLIA**

| MOD/# | CM (in.)   | KG/LBS        |
|-------|--|---------------|
| 2195  | h. 185 x 115 x 75<br>72 7/8" x 45 1/4" x 29 1/2" | 300<br>661,39 |



**PRESEPE**

| MOD/# | CM (in.)                                 | KG/LBS      |
|-------|--|-------------|
| 2828  | h. 28 x 17 x 15<br>11" x 6 3/4" x 5 7/8" | 2,8<br>6,17 |



**SACRA FAMIGLIA**

| MOD/# | CM (in.)                                      | KG/LBS      |
|-------|---|-------------|
| 2183  | h. 50 x 27 x 17<br>19 5/8" x 10 5/8" x 6 3/4" | 20<br>44,09 |

base cm 26 x 17,5 - 10 1/4" x 6 7/8"

Statue - Statues - Statuen - Estatuas - Statues



| MOD/# | CM (in.)   | KG/LBS       |
|-------|--|--------------|
| 103   | h. 10,5 x 7,5 x 17,5<br>4 1/8" x 2 15/16" x 6 7/8" | 0,65<br>1,43 |

| MOD/# | CM (in.)                                   | KG/LBS      |
|-------|--|-------------|
| 100   | h. 12 x 8 x 16<br>4 3/4" x 3 1/8" x 6 1/4" | 0,8<br>1,76 |



| MOD/# | CM (in.)                                      | KG/LBS       |
|-------|---|--------------|
| 48    | h. 8,5 x 6,5 x 13<br>3 3/8" x 2 1/2" x 5 1/8" | 0,35<br>0,77 |

**COPPIA DI COLOMBE**

| MOD/# | CM (in.)                                      | KG/LBS      |
|-------|---|-------------|
| 169   | h. 6,5 x 6,5 x 14<br>2 1/2" x 2 1/2" x 5 1/2" | 1,3<br>2,87 |

base cm 3,5 x 5,5 - 1 3/8" x 2 1/8"



**COPPIA DI COLOMBE**

| MOD/# | CM (in.)                                  | KG/LBS      |
|-------|---|-------------|
| 168   | h. 8 x 7 x 12<br>3 1/8" x 2 3/4" x 4 3/4" | 0,7<br>4,41 |



| MOD/# | CM (in.)                                    | KG/LBS      |
|-------|---|-------------|
| 2829  | h. 4 x 14 x 5,5<br>1 5/8" x 5 1/2" x 2 1/8" | 0,2<br>0,44 |

| MOD/# | CM (in.)                                      | KG/LBS      |
|-------|---|-------------|
| 2171  | h. 9 x 7,5 x 10<br>3 1/2" x 2 15/16" x 3 7/8" | 0,3<br>0,66 |

base cm 3,5 x 4,5 - 1 3/8" x 1 3/4"

| MOD/# | CM (in.)                         | KG/LBS      |
|-------|----------------------------------|-------------|
| 171   | h. 6,5 x 20,5<br>2 1/2" x 8 1/8" | 0,5<br>1,10 |



Statues - Statuen - Estatuas - Statues - Statue



| MOD/#                            | CM (in.)                 | KG/LBS |
|----------------------------------|--------------------------|--------|
| 448                              | h. 24 x 25 x 22          | 2,5    |
|                                  | 9 1/2" x 9 7/8" x 8 5/8" | 5,51   |
| base cm 9 x 11 - 3 1/2" x 4 3/8" |                          |        |



| MOD/#                               | CM (in.)             | KG/LBS |
|-------------------------------------|----------------------|--------|
| 2169                                | h. 10 x 5 x 10       | 0,35   |
|                                     | 3 7/8" x 2" x 3 7/8" | 0,77   |
| base cm 3,5 x 3,5 - 1 3/8" x 1 3/8" |                      |        |



| MOD/#                               | CM (in.)             | KG/LBS |
|-------------------------------------|----------------------|--------|
| 177                                 | h. 18 x 16 x 23      | 2      |
|                                     | 7 1/8" x 6 1/4" x 9" | 4,49   |
| base cm 3,5 x 3,5 - 1 3/8" x 1 3/8" |                      |        |



| MOD/#                             | CM (in.)                 | KG/LBS |
|-----------------------------------|--------------------------|--------|
| 176                               | h. 16 x 10,5 x 21        | 2      |
|                                   | 6 1/4" x 4 1/8" x 8 1/4" | 4,41   |
| base cm 4 x 5,5 - 1 5/8" x 2 1/8" |                          |        |



| MOD/# | CM (in.)                  | KG/LBS |
|-------|---------------------------|--------|
| 2831  | h. 4 x 8 x 3              | 0,06   |
|       | 1 5/8" x 3 1/8" x 1 1/18" | 0,13   |



| MOD/#                               | CM (in.)                 | KG/LBS |
|-------------------------------------|--------------------------|--------|
| 179                                 | h. 14 x 11 x 21          | 1,9    |
|                                     | 5 1/2" x 4 3/8" x 8 1/4" | 4,19   |
| base cm 4,5 x 5 - 1 3/4" x 1 15/16" |                          |        |



| MOD/#                             | CM (in.)                 | KG/LBS |
|-----------------------------------|--------------------------|--------|
| 178                               | h. 15,5 x 11,5 x 21,5    | 1,9    |
|                                   | 6 1/8" x 4 1/2" x 8 1/2" | 4,19   |
| base cm 4,5 x 6 - 1 3/4" x 2 3/8" |                          |        |

# Statue - Statues - Statuen - Estatuas - Statues



| MOD/# | CM (in.)                                       | KG/LBS      |
|-------|--|-------------|
| 2003  | h. 43 x 48 x 34<br>16 7/8" x 18 7/8" x 13 3/8" | 34<br>74,96 |



| MOD/# | CM (in.)                                   | KG/LBS      |
|-------|--|-------------|
| 2028  | h. 40 x 41 x 28<br>15 3/4" x 16 1/8" x 11" | 19<br>41,89 |



| MOD/# | CM (in.)                                    | KG/LBS      |
|-------|---|-------------|
| 2323  | h. 11 x 9 x 10<br>4 3/8" x 3 1/2" x 3 7/8"  | 0,4<br>0,88 |
| 2334  | h. 14 x 10 x 12<br>5 1/2" x 3 7/8" x 4 3/4" | 1<br>2,20   |
| 2335  | h. 19 x 14 x 13<br>7 1/2" x 5 1/2" x 5 1/8" | 2<br>4,41   |



| MOD/# | CM (in.)   | KG/LBS      |
|-------|--|-------------|
| 349   | h. 33,5 x 10 x 15,5<br>13 1/4" x 3 7/8" x 6 1/8" | 3,6<br>7,94 |

base cm 8,5 x 13 - 3 3/8" x 5 1/8"



| MOD/# | CM (in.)   | KG/LBS      |
|-------|--|-------------|
| 2194  | h. 34 x 12,5 x 14,5<br>13 3/8" x 4 7/8" x 5 3/4" | 3,6<br>7,94 |

base cm 19 x 13,5 - 7 1/2" x 5 3/8"

| MOD/# | CM (in.)   | KG/LBS        |
|-------|--|---------------|
| 454   | h. 16,5 x 8,5 x 8,5<br>6 1/2" x 3 3/8" x 3 3/8"  | 0,9<br>1,98   |
| 2117  | h. 34 x 15,5 x 15,5<br>13 3/8" x 6 1/8" x 6 1/8" | 6<br>13,23    |
| 2188  | h. 120 x 60 x 60<br>47 1/4" x 23 5/8" x 23 5/8"  | 120<br>264,56 |

MOD/# 454: base cm 8 x 8 - 3 1/8" x 3 1/8"  
MOD/# 2117: base cm 15,5 x 15,5 - 6 1/8" x 6 1/8"  
MOD/# 2188: base cm 60 x 60 - 23 5/8" x 23 5/8"

# Busts - Büsten - Bustes - Bustos - Busti



| MOD/# | CM (in.)                 | KG/LBS |
|-------|--------------------------|--------|
| 2230  | h. 20 x 14,5 x 9,5       | 1,5    |
|       | 7 7/8" x 5 3/4" x 3 3/4" | 3,31   |

base cm 8,5 x 6 - 3 3/8" x 2 3/8"



## PADRE PIO

| MOD/# | CM (in.)                    | KG/LBS |
|-------|-----------------------------|--------|
| 2313  | h. 16 x 15 x 14             | 1,5    |
|       | 6 1/4" x 5 7/8" x 5 1/2"    | 3,31   |
| 2310  | h. 26 x 23 x 21             | 6,8    |
|       | 10 1/4" x 9 1/16" x 8 1/4"  | 14,99  |
| 2312  | h. 43 x 40 x 36             | 20     |
|       | 16 7/8" x 15 3/4" x 14 1/4" | 44,09  |

## PAPA GIOVANNI XXIII

| MOD/# | CM (in.)                    | KG/LBS |
|-------|-----------------------------|--------|
| 446   | h. 43 x 37 x 27             | 17     |
|       | 16 7/8" x 14 5/8" x 10 5/8" | 37,5   |

Esempio di realizzazione di Busto dipinto a mano  
Example of coloured finishing, hand painted




| MOD/# | CM (in.)                   | KG/LBS |
|-------|----------------------------|--------|
| 32    | h. 25,5 x 18 x 15,5        | 5,9    |
|       | 10 1/16" x 7 1/8" x 6 1/8" | 13,01  |

base cm 15 x 12,5 - 5 7/8" x 4 7/8"

## MADRE TERESA DI CALCUTTA

| MOD/# | CM (in.)                 | KG/LBS |
|-------|--------------------------|--------|
| 2303  | h. 16 x 14 x 10          | 1,3    |
|       | 6 1/4" x 5 1/2" x 3 7/8" | 2,87   |



# Targhe - Plates - Schilder - Plaques - Placas



| MOD/# | CM (in.)                      | KG/LBS      |
|-------|-------------------------------|-------------|
| 21    | Ø 15 x 5<br>5 7/8" x 1 15/16" | 0,5<br>1,10 |



| MOD/# | CM (in.)                      | KG/LBS      |
|-------|-------------------------------|-------------|
| 51    | Ø 19 x 5<br>7 1/2" x 1 15/16" | 1,3<br>2,87 |



| MOD/# | CM (in.)   | KG/LBS      |
|-------|--|-------------|
| 496   | h. 52,5 x 43,5 x 4,5<br>20 5/8" x 17 1/8" x 1 3/4" | 16<br>35,27 |



| MOD/# | CM (in.)  | KG/LBS      |
|-------|---|-------------|
| 20    | h. 13,5 x 9,5 x 5<br>5 3/8" x 3 3/4" x 1 15/16" | 0,4<br>0,88 |



| MOD/# | CM (in.)                                | KG/LBS       |
|-------|---|--------------|
| 2219  | h. 10 x 8 x 2<br>3 7/8" x 3 1/8" x 3/4" | 0,11<br>0,24 |



| MOD/# | CM (in.)                               | KG/LBS      |
|-------|--|-------------|
| 18    | h. 23 x 17 x 3<br>9" x 6 3/4" x 1 1/8" | 0,9<br>1,98 |



| MOD/# | CM (in.)                                       | KG/LBS    |
|-------|--|-----------|
| 34    | h. 16 x 13,5 x 6,5<br>6 1/4" x 5 3/8" x 2 1/4" | 1<br>2,20 |



| MOD/# | CM (in.)                                       | KG/LBS      |
|-------|--|-------------|
| 164   | h. 25,5 x 15 x 7<br>10 1/16" x 5 7/8" x 2 3/4" | 1,5<br>3,31 |



| MOD/# | CM (in.)                                     | KG/LBS      |
|-------|--|-------------|
| 2168  | h. 16,5 x 14 x 4<br>6 1/2" x 5 1/2" x 1 5/8" | 0,7<br>1,54 |

Plates - Schilder - Plaques - Placas - Targhe



| MOD/# | CM (in.)                     | KG/LBS      |
|-------|------------------------------|-------------|
| 233   | ∅ 48 x 9<br>18 7/8" x 3 1/2" | 13<br>28,65 |



| MOD/# | CM (in.)                                      | KG/LBS      |
|-------|---|-------------|
| 2167  | h. 11,5 x 8,5 x 6<br>4 1/2" x 3 3/8" x 2 3/8" | 0,7<br>1,54 |



| MOD/# | CM (in.)                                 | KG/LBS     |
|-------|--|------------|
| 427   | h. 33 x 33 x 7,5<br>13" x 13" x 2 15/16" | 6<br>13,23 |



| MOD/# | CM (in.)                                      | KG/LBS      |
|-------|---|-------------|
| 365   | h. 27 x 19 x 4,5<br>10 5/8" x 7 1/2" x 1 3/4" | 1,5<br>3,31 |



| MOD/# | CM (in.)                                   | KG/LBS      |
|-------|--|-------------|
| 2119  | h. 38 x 31 x 5<br>14 15/16" x 12 1/4" x 2" | 3,1<br>6,83 |

| MOD/# | CM (in.)                                       | KG/LBS     |
|-------|--|------------|
| 2096  | h. 40 x 40 x 5<br>15 3/4" x 15 3/4" x 1 15/16" | 7<br>15,43 |



| MOD/# | CM (in.)                                      | KG/LBS      |
|-------|---|-------------|
| 62    | h. 32 x 22 x 4,5<br>12 5/8" x 8 5/8" x 1 3/4" | 1,7<br>3,75 |

# Targhe - Plates - Schilder - Plaques - Placas



| MOD/# | CM (in.)   | KG/LBS      |
|-------|--|-------------|
| 19    | h. 19,5 x 12,5 x 5<br>7 5/8" x 4 7/8" x 1 15/16" | 0,7<br>1,54 |



| MOD/# | CM (in.)                                   | KG/LBS      |
|-------|--|-------------|
| 366   | h. 24 x 17,5 x 2<br>9 1/2" x 6 7/8" x 3/4" | 0,8<br>1,76 |



| MOD/# | CM (in.)                                      | KG/LBS      |
|-------|---|-------------|
| 281   | h. 29 x 25 x 6,5<br>11 3/8" x 9 7/8" x 2 1/2" | 3,3<br>7,28 |



| MOD/# | CM (in.)                                      | KG/LBS      |
|-------|---|-------------|
| 255   | h. 30 x 18,5 x 6<br>11 3/4" x 7 1/4" x 2 3/8" | 1,2<br>2,65 |



| MOD/# | CM (in.)                                   | KG/LBS      |
|-------|--|-------------|
| 17    | h. 18 x 16 x 6<br>7 1/8" x 6 1/4" x 2 1/4" | 0,8<br>1,76 |



| MOD/# | CM (in.)                                   | KG/LBS    |
|-------|--|-----------|
| 16    | h. 22 x 13,5 x 6,5<br>8" x 5 3/8" x 2 1/2" | 1<br>2,20 |

| MOD/# | CM (in.)                                       | KG/LBS      |
|-------|--|-------------|
| 135   | h. 20 x 14,5 x 5<br>7 7/8" x 5 3/4" x 1 15/16" | 0,8<br>1,76 |



| MOD/# | CM (in.)                                     | KG/LBS      |
|-------|--|-------------|
| 95    | h. 16,5 x 10 x 4<br>6 1/2" x 3 7/8" x 1 5/8" | 0,4<br>0,88 |

Plates - Schilder - Plaques - Placas - Targhe



| MOD/# | CM (in.)  | KG/LBS      |
|-------|---|-------------|
| 372   | h. 49,5 x 15,5 x 5,5<br>19 1/2" x 6 1/8" x 2 1/8" | 2,2<br>4,85 |



| MOD/# | CM (in.)  | KG/LBS      |
|-------|---|-------------|
| 371   | h. 48,5 x 15,5 x 5,5<br>19 1/8" x 6 1/8" x 2 1/8" | 2,2<br>4,85 |



MADONNA DI LOURDES

| MOD/# | CM (in.)   | KG/LBS        |
|-------|--|---------------|
| 2051  | h. 50 x 15 x 7<br>19 5/8" x 5 7/8" x 2 3/4"      | 4<br>8,82     |
| 2049  | h. 74,5 x 20,5 x 11<br>29 3/8" x 8 1/8" x 4 3/8" | 12,6<br>27,78 |



| MOD/# | CM (in.)                                     | KG/LBS      |
|-------|--|-------------|
| 101   | h. 43 x 26 x 4<br>16 7/8" x 10 1/4" x 1 5/8" | 2,7<br>5,95 |



MADONNA DI GUADALUPE

| MOD/# | CM (in.)                                | KG/LBS    |
|-------|---|-----------|
| 2254  | h. 25,5 x 14,5 x 5<br>10" x 5 3/4" x 2" | 1<br>2,20 |



Targhe - Plates - Schilder - Plaques - Placas



**CUORE IMMACOLATO DI MARIA**

| MOD/# | CM (in.)                                       | KG/LBS      |
|-------|--|-------------|
| 2273  | h. 107 x 31 x 12<br>42 1/8" x 12 1/4" x 4 3/4" | 27<br>58,53 |



| MOD/# | CM (in.)                                       | KG/LBS    |
|-------|--|-----------|
| 102   | h. 55 x 26 x 5,5<br>21 5/8" x 10 1/4" x 2 1/8" | 4<br>8,82 |



| MOD/# | CM (in.)                                      | KG/LBS    |
|-------|---|-----------|
| 355   | h. 55 x 15 x 5,5<br>21 5/8" x 5 7/8" x 2 1/8" | 4<br>8,82 |



**S. ANNA**

| MOD/# | CM (in.)                                       | KG/LBS      |
|-------|--|-------------|
| 2292  | h. 110 x 39 x 15<br>43 1/4" x 15 3/8" x 5 7/8" | 36<br>79,37 |

| MOD/# | CM (in.)                                      | KG/LBS     |
|-------|---|------------|
| 439   | h. 50 x 19,5 x 4<br>19 5/8" x 7 5/8" x 1 5/8" | 5<br>11,02 |





**S. ANTONIO**

| MOD/# | CM (in.)                                  | KG/LBS    |
|-------|---|-----------|
| 2187  | h. 30 x 25 x 2,5<br>11 3/4" x 9 7/8" x 1" | 2<br>4,41 |



**S. GIUSEPPE ARTIGIANO**

| MOD/# | CM (in.)                                       | KG/LBS      |
|-------|--|-------------|
| 2274  | h. 107 x 36 x 12<br>42 1/8" x 14 1/8" x 4 3/4" | 24<br>52,91 |



**S. GIUDA**

| MOD/# | CM (in.)                                       | KG/LBS      |
|-------|--|-------------|
| 2293  | h. 107 x 35 x 15<br>42 1/8" x 13 3/4" x 5 7/8" | 30<br>66,14 |



**S. PATRICK**

| MOD/# | CM (in.)                                   | KG/LBS      |
|-------|--|-------------|
| 2275  | h. 107 x 33 x 10<br>42 1/8" x 13" x 3 7/8" | 28<br>61,73 |

Targhe - Plates - Schilder - Plaques - Placas



| MOD/# | CM (in.)                                | KG/LBS       |
|-------|---|--------------|
| 97    | h. 14,5 x 7,5 x 2<br>5 3/4" x 3" x 3/4" | 0,14<br>0,31 |



| MOD/# | CM (in.)                                     | KG/LBS    |
|-------|--|-----------|
| 131   | h. 25 x 15,5 x 4<br>9 7/8" x 6 1/8" x 1 1/2" | 1<br>2,20 |



| MOD/# | CM (in.)                                | KG/LBS       |
|-------|---|--------------|
| 98    | h. 15 x 7 x 2<br>5 7/8" x 2 3/4" x 3/4" | 0,14<br>0,31 |

| MOD/# | CM (in.)                                     | KG/LBS    |
|-------|--|-----------|
| 132   | h. 24 x 16 x 4,5<br>9 1/2" x 6 1/4" x 1 3/4" | 1<br>2,20 |



| MOD/# | CM (in.)                                | KG/LBS    |
|-------|---|-----------|
| 87    | h. 33 x 22 x 4<br>13" x 8 5/8" x 1 5/8" | 2<br>4,41 |

| MOD/# | CM (in.)                                | KG/LBS    |
|-------|---|-----------|
| 88    | h. 33 x 22 x 4<br>13" x 8 5/8" x 1 5/8" | 2<br>4,41 |

| MOD/# | CM (in.)                                       | KG/LBS       |
|-------|--|--------------|
| 80    | h. 58,5 x 27,5 x 5,5<br>23" x 10 7/8" x 2 1/8" | 6,5<br>14,33 |

Plates - Schilder - Plaques - Placas - Targhe



| MOD/# | CM (in.)                  | KG/LBS |
|-------|---------------------------|--------|
| 283   | h. 26,5 x 13,5 x 3        | 0,4    |
| (dx)  | 10 3/8" x 5 3/8" x 1 1/8" | 0,88   |
| 284   | h. 26 x 13 x 3            | 0,4    |
| (sx)  | 10 1/4" x 5 1/8" x 1 1/8" | 0,88   |



| MOD/# | CM (in.)               | KG/LBS |
|-------|------------------------|--------|
| 2161  | h. 10 x 5 x 2,5        | 0,06   |
|       | 3 7/8" x 1 15/16" x 1" | 0,13   |



| MOD/# | CM (in.)               | KG/LBS |
|-------|------------------------|--------|
| 2162  | h. 10 x 5 x 2,5        | 0,06   |
|       | 3 7/8" x 1 15/16" x 1" | 0,13   |



| MOD/# | CM (in.)                   | KG/LBS |
|-------|----------------------------|--------|
| 2077  | h. 172 x 62 x 10           | 60     |
|       | 67 3/4" x 24 3/8" x 3 7/8" | 132,28 |

| MOD/# | CM (in.)                   | KG/LBS |
|-------|----------------------------|--------|
| 2078  | h. 172 x 62 x 10           | 60     |
|       | 67 3/4" x 24 3/8" x 3 7/8" | 132,28 |



| MOD/# | CM (in.)                 | KG/LBS |
|-------|--------------------------|--------|
| 367   | h. 21,5 x 14,5 x 3       | 0,3    |
| (sx)  | 8 1/2" x 5 3/4" x 1 1/8" | 0,66   |
| 368   | h. 20,5 x 14,5 x 3       | 0,3    |
| (dx)  | 8 1/8" x 5 3/4" x 1 1/8" | 0,66   |



| MOD/# | CM (in.)                 | KG/LBS |
|-------|--------------------------|--------|
| 2159  | h. 10 x 9 x 4            | 0,1    |
| (sx)  | 3 7/8" x 3 1/2" x 1 5/8" | 0,22   |
| 2160  | h. 10 x 9 x 4            | 0,1    |
| (dx)  | 3 7/8" x 3 1/2" x 1 5/8" | 0,22   |

# Targhe - Plates - Schilder - Plaques - Placas



| MOD/# | CM (in.)                                     | KG/LBS      |
|-------|--|-------------|
| 28    | h. 16 x 13 x 5,5<br>6 1/4" x 5 1/8" x 2 1/8" | 0,5<br>1,10 |



| MOD/# | CM (in.)                                      | KG/LBS      |
|-------|---|-------------|
| 114   | h. 12,5 x 9 x 6,5<br>4 7/8" x 3 1/2" x 2 1/2" | 0,5<br>1,10 |



| MOD/# | CM (in.)                                     | KG/LBS      |
|-------|--|-------------|
| 2255  | h. 11,5 x 12 x 6<br>4 1/2" x 4 3/4" x 2 3/8" | 0,4<br>0,88 |



| MOD/# | CM (in.)                                     | KG/LBS      |
|-------|--|-------------|
| 2256  | h. 11 x 11,5 x 6<br>4 3/8" x 4 1/2" x 2 3/8" | 0,4<br>0,88 |



| MOD/# | CM (in.)                                     | KG/LBS      |
|-------|--|-------------|
| 2172  | h. 11 x 13 x 5,5<br>4 3/8" x 5 1/8" x 2 1/8" | 0,4<br>0,88 |



| MOD/# | CM (in.)                                       | KG/LBS      |
|-------|--|-------------|
| 106   | h. 8,5 x 15 x 2,5<br>3 1/4" x 5 7/8" x 1"      | 0,2<br>0,44 |
| 109   | h. 11,5 x 18,5 x 4<br>4 1/2" x 7 1/4" x 1 5/8" | 0,5<br>1,10 |



| MOD/# | CM (in.)                                    | KG/LBS      |
|-------|---|-------------|
| 328   | h. 32 x 13 x 4<br>12 5/8" x 5 1/8" x 1 5/8" | 0,9<br>1,98 |



| MOD/# | CM (in.)                                       | KG/LBS    |
|-------|--|-----------|
| 181   | h. 19,5 x 16 x 9,5<br>7 5/8" x 6 1/4" x 3 3/4" | 2<br>4,41 |

Plates - Schilder - Plaques - Placas - Targhe



| MOD/# | CM (in.)                                  | KG/LBS      |
|-------|---|-------------|
| 2269  | h. 7 x 14 x 4<br>2 3/4" x 5 1/2" x 1 5/8" | 0,1<br>0,22 |




| MOD/# | CM (in.)                                    | KG/LBS      |
|-------|---|-------------|
| 317   | h. 7 x 13 x 4,5<br>2 3/4" x 5 1/8" x 1 3/4" | 0,2<br>0,44 |



| MOD/# | CM (in.)                                   | KG/LBS       |
|-------|--|--------------|
| 2218  | h. 10 x 11 x 4<br>3 7/8" x 4 3/8" x 1 5/8" | 0,26<br>0,57 |
| 2220  | h. 9 x 9 x 3<br>3 1/2" x 3 1/2" x 1 1/8"   | 0,15<br>0,33 |



| MOD/# | CM (in.)                                      | KG/LBS      |
|-------|---|-------------|
| 562   | h. 28,5 x 17 x 6<br>11 1/4" x 6 1/2" x 2 3/8" | 0,9<br>1,98 |



| MOD/# | CM (in.)                                  | KG/LBS      |
|-------|---|-------------|
| 563   | h. 29 x 17 x 7,5<br>11 3/8" x 6 1/2" x 3" | 0,9<br>1,98 |



| MOD/# | CM (in.)                                       | KG/LBS       |
|-------|--|--------------|
| 558   | h. 20,5 x 13,5 x 3<br>8 1/8" x 5 3/8" x 1 1/8" | 0,25<br>0,55 |

| MOD/# | CM (in.)                                     | KG/LBS       |
|-------|--|--------------|
| 557   | h. 20 x 11,5 x 3<br>7 7/8" x 4 1/2" x 1 1/8" | 0,25<br>0,55 |



| MOD/# | CM (in.)  | KG/LBS    |
|-------|---|-----------|
| 548   | h. 42 x 18,5 x 3,5<br>16 1/2" x 7 1/4" x 1 3/8" | 1<br>2,20 |



| MOD/# | CM (in.)                               | KG/LBS       |
|-------|--|--------------|
| 2217  | h. 8 x 8 x 1<br>3 1/8" x 3 1/8" x 3/8" | 0,03<br>0,07 |

Targhe - Plates - Schilder - Plaques - Placas



| MOD/# | CM (in.)                   | KG/LBS |
|-------|----------------------------|--------|
| 210   | h. 77,5 x 32,5 x 10        | 11     |
|       | 30 1/2" x 12 3/4" x 3 7/8" | 24,25  |

| MOD/# | CM (in.)                  | KG/LBS |
|-------|---------------------------|--------|
| 418   | h. 83,5 x 22,5 x 10,5     | 15     |
|       | 32 7/8" x 8 7/8" x 4 1/8" | 33,07  |

SACRATISSIMO CUORE DI GESÙ

| MOD/# | CM (in.)                     | KG/LBS |
|-------|------------------------------|--------|
| 2276  | h. 107 x 71 x 16             | 32     |
|       | 42 1/8" x 27 15/16" x 6 1/4" | 70,55  |



| MOD/# | CM (in.)                  | KG/LBS |
|-------|---------------------------|--------|
| 2048  | h. 50 x 16 x 6            | 3      |
|       | 19 5/8" x 6 1/4" x 2 3/8" | 6,61   |
| 2052  | h. 82 x 28 x 11           | 20     |
|       | 32 1/4" x 11" x 4 3/8"    | 44,09  |

| MOD/# | CM (in.)                  | KG/LBS |
|-------|---------------------------|--------|
| 45    | h. 32 x 12 x 4            | 0,9    |
|       | 12 5/8" x 4 1/2" x 1 5/8" | 1,98   |

Plates - Schilder - Plaques - Placas - Targhe



| MOD/# | CM (in.)                   | KG/LBS |
|-------|----------------------------|--------|
| 2084  | h. 125 x 54 x 11           | 30     |
|       | 49 1/4" x 21 1/4" x 4 3/8" | 66,14  |



| MOD/# | CM (in.)              | KG/LBS |
|-------|-----------------------|--------|
| 354   | h. 56 x 15,5 x 7      | 4      |
|       | 22" x 6 1/8" x 2 3/4" | 8,82   |



| MOD/# | CM (in.)                  | KG/LBS |
|-------|---------------------------|--------|
| 356   | h. 55 x 15 x 6,5          | 4      |
|       | 21 5/8" x 5 7/8" x 2 1/2" | 8,82   |



| MOD/# | CM (in.)                  | KG/LBS |
|-------|---------------------------|--------|
| 357   | h. 55,5 x 15,5 x 6,5      | 4      |
|       | 21 7/8" x 6 1/8" x 2 1/2" | 8,82   |



ULTIMA CENA

| MOD/# | CM (in.)                | KG/LBS |
|-------|-------------------------|--------|
| 2372  | h. 23 x 78 x 5,5        | 10     |
|       | 9" x 30 11/16" x 2 1/8" | 22     |



Targhe - Plates - Schilder - Plaques - Placas



| MOD/# | CM (in.)                                     | KG/LBS      |
|-------|--|-------------|
| 11    | h. 14 x 10 x 5<br>5 1/2" x 3 7/8" x 1 15/16" | 0,5<br>1,10 |




VOLTO SANTO DI GESÙ

| MOD/# | CM (in.)                                 | KG/LBS      |
|-------|--|-------------|
| 360   | h. 73 x 61 x 9<br>28 3/4" x 24" x 3 1/2" | 30<br>66,14 |



| MOD/# | CM (in.)                                       | KG/LBS       |
|-------|--|--------------|
| 486   | h. 38,5 x 32 x 6<br>15 1/8" x 12 5/8" x 2 3/8" | 5,7<br>12,57 |
| 487   | h. 18 x 15 x 2,5<br>7 1/8" x 5 7/8" x 1"       | 0,5<br>1,10  |
| 318   | h. 30 x 26 x 7<br>11 3/4" x 10 1/4" x 2 3/4"   | 3<br>6,61    |



| MOD/# | CM (in.)                                       | KG/LBS      |
|-------|--|-------------|
| 2118  | h. 37 x 34 x 4,5<br>14 5/8" x 13 3/8" x 1 3/4" | 3,1<br>6,83 |

| MOD/# | CM (in.)                                    | KG/LBS      |
|-------|---|-------------|
| 2268  | h. 26 x 18 x 6<br>10 1/4" x 7 1/8" x 2 3/8" | 1,6<br>3,53 |




Plates - Schilder - Plaques - Placas - Targhe



| MOD/# | CM (in.)                                      | KG/LBS      |
|-------|---|-------------|
| 94    | h. 16 x 12 x 4,5<br>66 1/4" x 4 3/4" x 1 3/4" | 0,4<br>0,88 |



| MOD/# | CM (in.)                                       | KG/LBS    |
|-------|--|-----------|
| 10    | h. 17,5 x 15,5 x 6<br>6 7/8" x 6 1/8" x 2 3/8" | 1<br>2,20 |



| MOD/# | CM (in.)                                   | KG/LBS      |
|-------|--|-------------|
| 497   | h. 52 x 43 x 7,5<br>20 1/2" x 16 7/8" x 3" | 15<br>33,07 |




| MOD/# | CM (in.)                       | KG/LBS     |
|-------|--------------------------------|------------|
| 424   | Ø 34 x 6<br>Ø 13 3/8" x 2 3/8" | 6<br>13,23 |



| MOD/# | CM (in.)                                | KG/LBS      |
|-------|---|-------------|
| 23    | h. 21 x 34 x 5<br>8 1/4" x 13 3/8" x 2" | 3,5<br>7,72 |



| MOD/# | CM (in.)                                     | KG/LBS    |
|-------|--|-----------|
| 2105  | h. 30 x 26 x 6<br>11 3/4" x 10 1/4" x 2 3/8" | 3<br>6,61 |



# Targhe - Plates - Schilder - Plaques - Placas



| MOD/# | CM (in.)            | KG/LBS |
|-------|---------------------|--------|
| 39    | Ø 15 x 5            | 0,6    |
|       | Ø 5 7/8" x 1 15/16" | 1,32   |
| 15    | Ø 20 x 6            | 1,4    |
|       | Ø 7 7/8" x 2 3/8"   | 3,09   |
| 47    | Ø 30 x 8,5          | 3,4    |
|       | Ø 11 3/4" x 3 3/8"  | 7,50   |



| MOD/# | CM (in.)       | KG/LBS |
|-------|----------------|--------|
| 428   | Ø 33 x 6,5     | 6      |
|       | Ø 13" x 2 1/2" | 13,23  |



| MOD/# | CM (in.)          | KG/LBS |
|-------|-------------------|--------|
| 57    | Ø 13 x 3,5        | 0,4    |
|       | Ø 5 1/8" x 1 3/8" | 0,88   |



| MOD/# | CM (in.)       | KG/LBS |
|-------|----------------|--------|
| 313   | Ø 28 x 10      | 4,2    |
|       | Ø 11" x 3 7/8" | 9,26   |



| MOD/# | CM (in.)                   | KG/LBS |
|-------|----------------------------|--------|
| 73    | h. 37 x 31 x 5,5           | 5      |
|       | 14 5/8" x 12 1/4" x 2 1/8" | 11,02  |



| MOD/# | CM (in.)                 | KG/LBS |
|-------|--------------------------|--------|
| 370   | h. 23,5 x 19,5 x 4,5     | 1,1    |
|       | 9 1/4" x 7 5/8" x 1 3/4" | 2,43   |



| MOD/# | CM (in.)                 | KG/LBS |
|-------|--------------------------|--------|
| 2165  | h. 15,5 x 14 x 4,5       | 0,6    |
|       | 6 1/8" x 5 1/2" x 1 3/4" | 1,32   |




| MOD/# | CM (in.)                 | KG/LBS |
|-------|--------------------------|--------|
| 2164  | h. 13,5 x 13 x 7         | 0,5    |
|       | 5 3/8" x 5 1/8" x 2 3/4" | 1,10   |



| MOD/# | CM (in.)                                   | KG/LBS      |
|-------|--|-------------|
| 421   | h. 93 x 68 x 7,5<br>36 5/8" x 26 3/4" x 3" | 30<br>66,14 |



| MOD/# | CM (in.)   | KG/LBS     |
|-------|--|------------|
| 140   | h. 41,5 x 37 x 8,5<br>16 3/8" x 14 5/8" x 3 3/8" | 8<br>17,64 |



| MOD/# | CM (in.)   | KG/LBS      |
|-------|--|-------------|
| 420   | h. 36 x 28,5 x 4,5<br>14 1/8" x 11 1/4" x 1 3/4" | 3,2<br>7,05 |



| MOD/# | CM (in.)  | KG/LBS      |
|-------|---|-------------|
| 206   | h. 41,5 x 35 x 13<br>16 3/8" x 13 3/4" x 5 1/8" | 13<br>28,66 |

Targhe - Plates - Schilder - Plaques - Placas




| MOD/# | CM (in.)                                       | KG/LBS      |
|-------|--|-------------|
| 413   | h. 64 x 46,5 x 6<br>25 1/4" x 18 1/4" x 2 3/8" | 12<br>26,46 |



| MOD/# | CM (in.)                                    | KG/LBS       |
|-------|---|--------------|
| 223   | h. 91 x 66 x 14,5<br>35 7/8" x 26" x 5 3/4" | 60<br>132,28 |



| MOD/# | CM (in.)                                     | KG/LBS      |
|-------|--|-------------|
| 325   | h. 41 x 40,5 x 5<br>16 1/8" x 16" x 1 15/16" | 4,1<br>9,04 |




| MOD/# | CM (in.)                                     | KG/LBS      |
|-------|--|-------------|
| 265   | h. 67 x 46 x 9<br>26 3/8" x 18 1/8" x 3 1/2" | 15<br>33,07 |




| MOD/# | CM (in.)                                      | KG/LBS      |
|-------|---|-------------|
| 331   | h. 93 x 69 x 11<br>36 5/8" x 27 1/8" x 4 3/8" | 30<br>66,14 |



# Libri ed Incisioni - Books and Engravings



| MOD/# | CM (in.)                   | KG/LBS |
|-------|----------------------------|--------|
| 884   | h. 30 x 39 x 4             | 6      |
|       | 11 3/4" x 15 3/8" x 1 5/8" | 13,23  |



| MOD/# | CM (in.)                 | KG/LBS |
|-------|--------------------------|--------|
| 2175  | h. 28 x 36 x 5           | 8      |
|       | 11" x 14 1/8" x 1 15/16" | 17,64  |
| 2176  | h. 33 x 45 x 4,5         | 11,4   |
|       | 13" x 17 3/4" x 3 1/8"   | 25,13  |



| MOD/# | CM (in.)                   | KG/LBS |
|-------|----------------------------|--------|
| 823   | h. 34 x 44,5 x 7           | 11,6   |
|       | 13 3/8" x 17 1/2" x 2 3/4" | 25,57  |



| MOD/# | CM (in.)                   | KG/LBS |
|-------|----------------------------|--------|
| 866   | h. 32,5 x 49 x 6           | 7      |
|       | 12 3/4" x 19 1/4" x 2 3/8" | 15,43  |



| MOD/# | CM (in.)                   | KG/LBS |
|-------|----------------------------|--------|
| 2075  | h. 32,5 x 42 x 20          | 8      |
|       | 12 3/4" x 16 1/2" x 7 7/8" | 17,64  |

Con supporto  
With holder




| MOD/# | CM (in.)                   | KG/LBS |
|-------|----------------------------|--------|
| 2076  | h. 27,5 x 36 x 17,5        | 7      |
|       | 10 7/8" x 14 1/8" x 6 7/8" | 15,43  |

Con supporto  
With holder


# Books and Engravings - Libri ed Incisioni




| MOD/# | CM (in.)                      | KG/LBS |
|-------|-------------------------------|--------|
| 874   | h. 40,5 x 58,5 x 4,5          | 13     |
|       | 15 15/16" x 23 1/16" x 1 3/4" | 28,66  |



| MOD/# | CM (in.)                     | KG/LBS |
|-------|------------------------------|--------|
| 881   | h. 44,5 x 34,5 x 5           | 7      |
|       | 17 1/2" x 13 5/8" x 1 15/16" | 15,43  |



| MOD/# | CM (in.)                   | KG/LBS |
|-------|----------------------------|--------|
| 806   | h. 29 x 37 x 6,5           | 8      |
|       | 11 3/8" x 14 5/8" x 2 1/2" | 17,64  |
| 2260  | h. 50 x 60 x 7             | 17     |
|       | 19 5/8" x 23 5/8" x 2 3/4" | 37,48  |




| MOD/# | CM (in.)                 | KG/LBS |
|-------|--------------------------|--------|
| 831   | h. 30,5 x 40,5 x 6       | 5      |
|       | 12" x 15 15/16" x 2 3/8" | 11,02  |

**New!**


**Eseguiamo anche incisioni sui libri**  
*We can engrave your books*



# Cristi e Crocifissi - Christs and Crucifixes - Christen und Kruzifixe Christs et Crucifixes - Cristos y Cristos y Crucifijos



| MOD/# | CM (in.)          | KG/LBS |
|-------|-------------------|--------|
| 2371  | h. 125 x 103      | 36     |
|       | 49 1/4" x 40 1/2" | 79,37  |



| MOD/# | CM (in.)                   | KG/LBS |
|-------|----------------------------|--------|
| 337   | h. 80 x 60 x 13            | 7      |
|       | 31 1/2" x 23 1/2" x 5 1/8" | 15,43  |
| 430   | h. 107 x 87 x 19           | 20     |
|       | 42 1/8" x 34 1/4" x 7 1/2" | 44,09  |



| MOD/# | CM (in.)                  | KG/LBS |
|-------|---------------------------|--------|
| 86    | h. 30 x 19,5 x 4,5        | 0,5    |
|       | 11 3/4" x 7 5/8" x 1 3/4" | 1,10   |
| 14    | h. 20,5 x 14,5 x 4,5      | 0,2    |
|       | 8 1/8" x 5 3/4" x 1 3/4"  | 0,44   |




| MOD/# | CM (in.)                   | KG/LBS |
|-------|----------------------------|--------|
| 104   | h. 64,5 x 37,5 x 10        | 4      |
|       | 25 1/2" x 14 3/4" x 3 7/8" | 8,82   |

| MOD/# | CM (in.)                   | KG/LBS |
|-------|----------------------------|--------|
| 65    | h. 49,5 x 31 x 8,5         | 1,7    |
|       | 19 1/2" x 12 1/4" x 3 1/4" | 3,75   |
| 81    | h. 39 x 24,5 x 6           | 1,1    |
|       | 15 3/8" x 9 5/8" x 2 3/8"  | 2,43   |



Christs and Crucifixes - Christen und Kruzifixe - **Cristi e Crocifissi**  
Cristos et Crucifixes - Cristos y Crucifijos




| MOD/# | CM (in.)  | KG/LBS     |
|-------|---|------------|
| 191   | h. 79,5 x 42,5 x 11<br>31 1/4" x 16 3/4" x 4 3/8" | 5<br>11,02 |



| MOD/# | CM (in.)  | KG/LBS     |
|-------|---|------------|
| 156   | h. 85,5 x 39,5 x 11,5<br>33 5/8" x 15 1/2" x 4 1/2" | 6<br>13,23 |



| MOD/# | CM (in.)                                      | KG/LBS     |
|-------|---|------------|
| 267   | h. 62,5 x 28 x 11,5<br>24 5/8" x 11" x 4 1/2" | 9<br>19,84 |



| MOD/# | CM (in.)  | KG/LBS      |
|-------|---|-------------|
| 12    | h. 32,5 x 18 x 6<br>12 3/4" x 7 1/8" x 2 3/8"   | 0,8<br>1,76 |
| 112   | h. 42,5 x 24,5 x 7<br>16 3/4" x 9 5/8" x 2 3/4" | 1,4<br>3,09 |



| MOD/# | CM (in.)  | KG/LBS      |
|-------|---|-------------|
| 264   | h. 110 x 34 x 27<br>43 1/4" x 13 3/8" x 10 5/8" | 36<br>79,37 |

base cm 34 x 27 - 13 3/8" x 10 5/8"

| MOD/# | CM (in.)                                       | KG/LBS    |
|-------|--|-----------|
| 390   | h. 60,5 x 29 x 8<br>23 7/8" x 11 3/8" x 3 1/8" | 3<br>6,61 |



Vasi - Vases - Vasen - Vases - Jarrones



| MOD/# | CM (in.)                  | KG/LBS |
|-------|---------------------------|--------|
| 804   | h. 47 x 24 x 24           | 15,6   |
|       | 18 1/2" x 9 1/2" x 9 1/2" | 34,39  |

base cm 19,5 x 19,5 - 7 5/8" x 7 5/8"



| MOD/# | CM (in.)                  | KG/LBS |
|-------|---------------------------|--------|
| 805   | h. 44 x 20 x 20           | 12     |
|       | 17 3/8" x 7 7/8" x 7 7/8" | 26,46  |

base Ø cm 17 - 6 1/2"



| MOD/# | CM (in.)                  | KG/LBS |
|-------|---------------------------|--------|
| 841   | h. 47,5 x 24 x 24         | 14     |
|       | 18 3/4" x 9 1/2" x 9 1/2" | 30,86  |

base cm 18 x 18 - 7 1/8" x 7 1/8"



| MOD/# | CM (in.)                  | KG/LBS |
|-------|---------------------------|--------|
| 852   | h. 42,5 x 19 x 19         | 14     |
|       | 16 3/4" x 7 1/2" x 7 1/2" | 30,86  |
| 853   | h. 32 x 15 x 15           | 5      |
|       | 12 5/8" x 5 7/8" x 5 7/8" | 11,02  |

MOD/# 852: base cm 15 x 15 - 5 7/8" x 5 7/8"

MOD/# 853: base cm 12 x 12 - 4 1/2" x 4 1/2"



| MOD/# | CM (in.)                 | KG/LBS |
|-------|--------------------------|--------|
| 812   | h. 9 x 10 x 10           | 0,5    |
|       | 3 1/2" x 3 7/8" x 3 7/8" | 1,10   |

base Ø cm 8 - 3 1/8"



| MOD/# | CM (in.)                  | KG/LBS |
|-------|---------------------------|--------|
| 821   | h. 37 x 25 x 25           | 14     |
|       | 14 5/8" x 9 7/8" x 9 7/8" | 30,86  |

base Ø cm 13,5 - 5 3/8"

| MOD/# | CM (in.)             | KG/LBS |
|-------|----------------------|--------|
| 801   | h. 23 x 12 x 12      | 1,8    |
|       | 9" x 4 3/4" x 4 3/4" | 3,97   |

base cm 10 x 10 - 3 7/8" x 3 7/8"



Vases - Vasen - Vases - Jarrones - Vasi



| MOD/# | CM (in.)                  | KG/LBS |
|-------|---------------------------|--------|
| 820   | h. 32,5 x 13 x 12,5       | 4,5    |
|       | 12 3/4" x 5 1/8" x 4 7/8" | 9,92   |
| 882   | h. 49,5 x 25,5 x 25,5     | 21,5   |
|       | 19 1/2" x 10" x 10"       | 47,40  |

MOD/# 820: base cm 11 x 11 - 4 3/8" x 4 3/8"  
 MOD/# 882: base cm 19 x 19 - 7 1/2" x 7 1/2"

| MOD/# | CM (in.)                  | KG/LBS |
|-------|---------------------------|--------|
| 850   | h. 33,5 x 18 x 18         | 6      |
|       | 13 1/4" x 7 1/8" x 7 1/8" | 13,23  |

base cm 13,5 x 13,5 - 5 3/8" x 5 3/8"



| MOD/# | CM (in.)           | KG/LBS |
|-------|--------------------|--------|
| 2814  | h. 29,5 x Ø 19     | 5,6    |
|       | 11 5/8" x Ø 7 1/2" | 12,35  |

base Ø cm 15 - 5 7/8"



| MOD/# | CM (in.)                 | KG/LBS |
|-------|--------------------------|--------|
| 814   | h. 20 x 11,5 x 10,5      | 1,35   |
|       | 7 7/8" x 4 1/2" x 4 1/8" | 2,98   |



| MOD/# | CM (in.)                 | KG/LBS |
|-------|--------------------------|--------|
| 813   | h. 11,5 x 9 x 8          | 0,5    |
|       | 4 1/2" x 3 1/2" x 3 1/8" | 1,10   |

| MOD/# | CM (in.)             | KG/LBS |
|-------|----------------------|--------|
| 840   | h. 8 x 12 x 7,5      | 0,5    |
|       | 3 1/8" x 4 3/4" x 3" | 1,10   |




| MOD/# | CM (in.)                  | KG/LBS |
|-------|---------------------------|--------|
| 818   | h. 36 x 20 x 20           | 9      |
|       | 14 1/8" x 7 7/8" x 7 7/8" | 19,84  |

base Ø cm 17 - 6 1/2"



| MOD/# | CM (in.)                 | KG/LBS |
|-------|--------------------------|--------|
| 2815  | h. 22,5 x 14 x 14        | 6      |
|       | 8 7/8" x 5 1/2" x 5 1/2" | 13,23  |

base Ø cm 13,5 - 5 3/8"



# Basi per Statue - Pedestal - Pedestal Pilastre - Sockel



| MOD/# | CM (in.)                    | KG/LBS |
|-------|-----------------------------|--------|
| 1225  | h. 50 x 68 x 53             | 80     |
|       | 19 5/8" x 26 3/4" x 20 7/8" | 176,37 |
| 1419  | h. 53 x 108 x 69            | 130    |
|       | 20 7/8" x 42 1/2" x 27 1/8" | 286,60 |



| MOD/# | CM (in.)                    | KG/LBS |
|-------|-----------------------------|--------|
| 1241  | h. 51 x 54 x 53             | 60     |
|       | 20 1/8" x 21 1/2" x 20 7/8" | 132,28 |



| MOD/# | CM (in.)                    | KG/LBS |
|-------|-----------------------------|--------|
| 1206  | h. 80 x 35 x 35             | 30     |
|       | 31 1/2" x 13 3/4" x 13 3/4" | 66,14  |



| MOD/# | CM (in.)                    | KG/LBS |
|-------|-----------------------------|--------|
| 1120  | h. 62 x 41 x 41             | 40     |
|       | 24 3/8" x 16 1/4" x 16 1/4" | 88,19  |



| MOD/# | CM (in.)            | KG/LBS |
|-------|---------------------|--------|
| 1200  | Ø 35 x 34           | 16     |
|       | Ø 13 3/4" x 13 1/2" | 35,27  |
| 1105  | Ø 44 x 34           | 20,5   |
|       | Ø 17 3/8" x 13 1/2" | 45,19  |
| 1205  | Ø 58 x 49           | 50     |
|       | Ø 22 7/8" x 19 1/2" | 110,23 |

Pedestal - Pedestal - Basi per Statue  
Pilastre - Sockel



| MOD/# | CM (in.)                                       | KG/LBS      |
|-------|--|-------------|
| 1237  | h. 75 x 52 x 40<br>29 1/2" x 20 1/2" x 15 1/2" | 45<br>99,21 |



| MOD/# | CM (in.)                                       | KG/LBS       |
|-------|--|--------------|
| 1320  | h. 57 x 68 x 68<br>22 1/2" x 26 3/4" x 26 3/4" | 85<br>187,39 |



| MOD/# | CM (in.)                                       | KG/LBS      |
|-------|--|-------------|
| 1242  | h. 36 x 29 x 29<br>14 1/8" x 11 3/8" x 11 3/8" | 18<br>39,68 |



| MOD/# | CM (in.)                                       | KG/LBS      |
|-------|--|-------------|
| 1210  | h. 45 x 42 x 42<br>17 3/4" x 16 1/2" x 16 1/2" | 45<br>99,21 |



| MOD/# | CM (in.)                                       | KG/LBS       |
|-------|--|--------------|
| 1049  | h. 70 x 45 x 45<br>27 1/2" x 17 3/4" x 17 3/4" | 65<br>143,30 |

# Colonne e Capitelli - Columns and capitals - Säulen und Kapitelle Colonnes et chapiteaux - Columnas y capiteles



| MOD/# | CM (in.)                                       | KG/LBS      |
|-------|--|-------------|
| 2019  | h. 84,5 x 15 x 15<br>33 1/4" x 5 7/8" x 5 7/8" | 12<br>26,46 |


base cm 15 x 15 - 5 7/8" x 5 7/8"



| MOD/# | CM (in.)                                     | KG/LBS      |
|-------|--|-------------|
| 809   | h. 49,5 x 9 x 6<br>19 1/2" x 3 1/2" x 2 3/8" | 2,4<br>5,29 |


| MOD/# | CM (in.)  | KG/LBS    |
|-------|---|-----------|
| 560   | h. 55 x 10,5 x 5<br>21 5/8" x 4 1/8" x 1 15/16" | 2<br>4,41 |

base cm 9,5 x 5 - 3 3/4" x 1 15/16"



| MOD/# | CM (in.)                                     | KG/LBS    |
|-------|--|-----------|
| 561   | h. 55 x 11 x 11<br>21 5/8" x 4 3/8" x 4 3/8" | 4<br>8,82 |

base cm 9,5 x 9,5 - 3 3/4" x 3 3/4"



| MOD/# | CM (in.)                                       | KG/LBS        |
|-------|--|---------------|
| 1043  | h. 57,5 x 16 x 17<br>22 5/8" x 6 1/4" x 6 3/4" | 11,5<br>25,35 |

base cm 16 x 16 - 6 1/4" x 6 1/4"



| MOD/# | CM (in.)                                       | KG/LBS      |
|-------|--|-------------|
| 1118  | h. 39 x 39 x 39<br>15 3/8" x 15 3/8" x 15 3/8" | 25<br>55,12 |

base Ø cm 22 - 8 5/8"



| MOD/# | CM (in.)   | KG/LBS      |
|-------|--|-------------|
| 986   | h. 33,5 x 24,5 x 24,5<br>13 1/4" x 9 5/8" x 9 5/8" | 14<br>30,86 |

base cm 24,5 x 24,5 - 9 5/8" x 9 5/8"



| MOD/# | CM (in.)                                       | KG/LBS      |
|-------|--|-------------|
| 1000  | h. 44,5 x 22 x 22<br>17 1/2" x 8 5/8" x 8 5/8" | 16<br>35,27 |

base cm 22 x 22 - 8 5/8" x 8 5/8"

# Columns and capitals - Säulen und Kapitelle - Colonne e Capitelli Colonnes et chapiteaux - Columnas y capiteles




| MOD/# | CM (in.)                  | KG/LBS |
|-------|---------------------------|--------|
| 1050  | h. 69,5 x 25 x 25         | 20     |
|       | 27 3/8" x 9 7/8" x 9 7/8" | 44,09  |

base cm 25,5 x 24 - 10" x 9 1/2"



| MOD/# | CM (in.)                | KG/LBS |
|-------|-------------------------|--------|
| 995   | h. 58,5 x 27 x 27       | 25     |
|       | 23" x 10 5/8" x 10 5/8" | 55,12  |

base cm 27 x 27 - 10 5/8" x 10 5/8"



| MOD/# | CM (in.)                  | KG/LBS |
|-------|---------------------------|--------|
| 183   | h. 70,5 x 20,5 x 19,5     | 20     |
|       | 27 3/4" x 8 1/8" x 7 5/8" | 44,09  |

base cm 19,5 x 19,5 - 7 5/8" x 7 5/8"

| MOD/# | CM (in.)                    | KG/LBS |
|-------|-----------------------------|--------|
| 277   | h. 71 x 19 x 20             | 19     |
|       | 27 15/16" x 7 1/2" x 7 7/8" | 41,89  |

base cm 18,5 x 18,5 - 7 1/4" x 7 1/4"



Via Crucis - Way of the Cross - Leidensweg - Chemin de la croix - Via Crucis



I



II



III



IV

| MOD/# | CM (in.)                                     | KG/LBS      |
|-------|--|-------------|
| 830   | h. 63 x 46 x 8<br>24 3/4" x 18 1/8" x 3 1/8" | 20<br>44,09 |



Way of the Cross - Leidensweg - Chemin de la croix - Via Crucis - Via Crucis



V



VI



VII



VIII

| MOD/# | CM (in.)                                     | KG/LBS      |
|-------|--|-------------|
| 830   | h. 63 x 46 x 8<br>24 3/4" x 18 1/8" x 3 1/8" | 20<br>44,09 |



Via Crucis - Way of the Cross - Leidensweg - Chemin de la croix - Via Crucis



IX



X



XI



XII

| MOD/# | CM (in.)                                     | KG/LBS      |
|-------|--|-------------|
| 830   | h. 63 x 46 x 8<br>24 3/4" x 18 1/8" x 3 1/8" | 20<br>44,09 |

Way of the Cross - Leidensweg - Chemin de la croix - Via Crucis - Via Crucis



XIII



XIV



XV

**Esempio Finitura colorata**  
 Example of coloured finishing  
 Beispiel von gefärbter Ausführung  
 Ejemplo de acabado de colores  
 Exemple de finition colorée

IV

| MOD/# | CM (in.)                   | KG/LBS |
|-------|----------------------------|--------|
| 830   | h. 63 x 46 x 8             | 20     |
|       | 24 3/4" x 18 1/8" x 3 1/8" | 44,09  |



Via Crucis - Way of the Cross - Leidensweg - Chemin de la croix - Via Crucis



I



II




III



IV

| MOD/# | CM (in.)                                     | KG/LBS      |
|-------|--|-------------|
| 807   | h. 22 x 22,5 x 4<br>8 5/8" x 8 7/8" x 1 5/8" | 1,5<br>3,31 |



Way of the Cross - Leidensweg - Chemin de la croix - Via Crucis - Via Crucis



| MOD/# | CM (in.)                                     | KG/LBS      |
|-------|--|-------------|
| 807   | h. 22 x 22,5 x 4<br>8 5/8" x 8 7/8" x 1 5/8" | 1,5<br>3,31 |



Via Crucis - Way of the Cross - Leidensweg - Chemin de la croix - Via Crucis



IX



X



XI

| MOD/# | CM (in.)                                     | KG/LBS      |
|-------|--|-------------|
| 807   | h. 22 x 22,5 x 4<br>8 5/8" x 8 7/8" x 1 5/8" | 1,5<br>3,31 |



.../B



.../BL



.../BP



.../O



.../AG



.../P



.../L





XII




XIII



XIV

| MOD/# | CM (in.)                                     | KG/LBS      |
|-------|--|-------------|
| 807   | h. 22 x 22,5 x 4<br>8 5/8" x 8 7/8" x 1 5/8" | 1,5<br>3,31 |





**QUEEN OF THE APOSTLES**

| MOD/#  | CM (in.)                           |
|--------|------------------------------------|
| 388015 | h. 273 x 154<br>107 1/2" x 60 5/8" |



**MOTHER OF OUR SAVIOR**

| MOD/#  | CM (in.)                           |
|--------|------------------------------------|
| 388010 | h. 273 x 154<br>107 1/2" x 60 5/8" |





**QUEEN OF ALL SAINTS**

| MOD/#  | CM (in.)                           |
|--------|------------------------------------|
| 388011 | h. 273 x 154<br>107 1/2" x 60 5/8" |



**QUEEN OF PROPHETS**


| MOD/#  | CM (in.)                           |
|--------|------------------------------------|
| 388014 | h. 273 x 154<br>107 1/2" x 60 5/8" |

Urne - Urns - Urnen - Urnes - Urnas Cinerarias



| MOD/# | CM (in.)                                      | KG/LBS     |
|-------|---|------------|
| 2366  | h. 26 x 21 x 35<br>10 1/4" x 8 1/4" x 13 3/4" | 6<br>13,23 |

Esempio di urna 2343 con Pietà mod. 202  
Example of urn 2343 with Pietà mod. 202



| MOD/# | CM (in.)                                      | KG/LBS      |
|-------|---|-------------|
| 2343  | h. 54 x 46 x 25<br>21 1/4" x 18 1/8" x 9 7/8" | 26<br>57,32 |

Solo urna  
Only urn





*fine art of Carrara marble*

## Indice analitico

Index

Inhaltsverzeichnis

Indice

Index

# Indice analitico - Index - Inhaltsverzeichnis - Indice - Index

| Codice | Pagina | Codice | Pagina | Codice | Pagina | Codice | Pagina |
|--------|--------|--------|--------|--------|--------|--------|--------|
| 1      | 53     | 125    | 22     | 223    | 82     | 346    | 37     |
| 2      | 51     | 126    | 51     | 226    | 14     | 348    | 55     |
| 4      | 22     | 128    | 37     | 228    | 59     | 349    | 64     |
| 5      | 15     | 129    | 37     | 231    | 26     | 350    | 23     |
| 10     | 79     | 130    | 50     | 232    | 34     | 351    | 51     |
| 11     | 78     | 131    | 72     | 233    | 67     | 352    | 37     |
| 12     | 87     | 132    | 72     | 234    | 25     | 353    | 37     |
| 14     | 86     | 133    | 31     | 238    | 56     | 354    | 77     |
| 15     | 80     | 134    | 31     | 245    | 54     | 355    | 70     |
| 16     | 68     | 135    | 68     | 250    | 40     | 356    | 77     |
| 17     | 68     | 136    | 24     | 254    | 30     | 357    | 77     |
| 18     | 66     | 139    | 51     | 255    | 68     | 359    | 20     |
| 19     | 68     | 140    | 81     | 258    | 55     | 360    | 78     |
| 20     | 66     | 146    | 52     | 261/B  | 10-54  | 363    | 52     |
| 21     | 66     | 150    | 13     | 262    | 31     | 365    | 67     |
| 23     | 79     | 151    | 56     | 263    | 36     | 366    | 68     |
| 28     | 74     | 154    | 25     | 264    | 87     | 367    | 73     |
| 32     | 65     | 156    | 87     | 265    | 83     | 368    | 73     |
| 34     | 66     | 158    | 32     | 267    | 87     | 370    | 80     |
| 37     | 23     | 161    | 21     | 268    | 57     | 371    | 69     |
| 39     | 80     | 162    | 52     | 269    | 43     | 372    | 69     |
| 45     | 76     | 164    | 66     | 271    | 26     | 373    | 55     |
| 46     | 40     | 165    | 36     | 272    | 52     | 376    | 52     |
| 47     | 80     | 166    | 14     | 273    | 13     | 379    | 37     |
| 48     | 62     | 167    | 47     | 274    | 52     | 380    | 37     |
| 51     | 66     | 168    | 62     | 276    | 31     | 382    | 33     |
| 57     | 80     | 169    | 62     | 277    | 93     | 383    | 33     |
| 61     | 53     | 170    | 47     | 278    | 55     | 386    | 37     |
| 62     | 67     | 171    | 62     | 281    | 68     | 387    | 37     |
| 63     | 22     | 174    | 20     | 283    | 73     | 389    | 56     |
| 64     | 14     | 175    | 14     | 284    | 73     | 390    | 87     |
| 65     | 86     | 176    | 63     | 291    | 24     | 394    | 58     |
| 66     | 34     | 177    | 63     | 292    | 34     | 397    | 36     |
| 72     | 32     | 178    | 63     | 293    | 34     | 398    | 35     |
| 73     | 80     | 179    | 63     | 294    | 57     | 406    | 56     |
| 80     | 72     | 180    | 19     | 295    | 12     | 407    | 20     |
| 81     | 86     | 181    | 74     | 297    | 34     | 413    | 82     |
| 82     | 32     | 183    | 93     | 303    | 23     | 418    | 76     |
| 83     | 34     | 185    | 21     | 307    | 23     | 420    | 81     |
| 84     | 32     | 187    | 57     | 308    | 31     | 421    | 81     |
| 85     | 34     | 189    | 14     | 312    | 57     | 423    | 24     |
| 86     | 86     | 190    | 55     | 313    | 80     | 424    | 79     |
| 87     | 72     | 191    | 87     | 317    | 75     | 427    | 67     |
| 88     | 72     | 193    | 20     | 318    | 78     | 428    | 80     |
| 90     | 40     | 194    | 25     | 319    | 59     | 430    | 86     |
| 94     | 79     | 196    | 57     | 320    | 37     | 433    | 50     |
| 95     | 68     | 198    | 33     | 321    | 37     | 435    | 12     |
| 96     | 13     | 199    | 59     | 325    | 82     | 439    | 70     |
| 97     | 72     | 201    | 35     | 326    | 40     | 440    | 26     |
| 98     | 72     | 202    | 59     | 327    | 14     | 443    | 39     |
| 99     | 52     | 203    | 55     | 328    | 74     | 446    | 65     |
| 100    | 62     | 206    | 81     | 331    | 83     | 448    | 63     |
| 101    | 69     | 210    | 76     | 332    | 33     | 451    | 27     |
| 102    | 70     | 211    | 15     | 333    | 33     | 454    | 64     |
| 103    | 62     | 212    | 52     | 334    | 33     | 457    | 22     |
| 104    | 86     | 213    | 15     | 336    | 40     | 458    | 40     |
| 106    | 74     | 214    | 53     | 337    | 86     | 459    | 15     |
| 109    | 74     | 215    | 36     | 339    | 31     | 462    | 55     |
| 112    | 87     | 216    | 21     | 341    | 41     | 463    | 47     |
| 113    | 24     | 217    | 52     | 342    | 43     | 473    | 50     |
| 114    | 74     | 219    | 30     | 343    | 16     | 474    | 33     |
| 116    | 15     | 221    | 40     | 344    | 47     | 478    | 59     |
| 118    | 35     | 222    | 13     | 345    | 37     | 485    | 21     |

| Codice  | Pagina | Codice  | Pagina | Codice | Pagina | Codice | Pagina |
|---------|--------|---------|--------|--------|--------|--------|--------|
| 486     | 78     | 2000/BL | 28     | 2119   | 67     | 2272   | 32     |
| 487     | 78     | 2001    | 56     | 2123   | 17     | 2273   | 70     |
| 491     | 57     | 2002    | 23     | 2127   | 22     | 2274   | 71     |
| 492     | 36     | 2003    | 64     | 2128   | 22     | 2275   | 71     |
| 494     | 27     | 2004    | 52     | 2129   | 22     | 2276   | 76     |
| 496     | 66     | 2005    | 43     | 2133   | 22     | 2279   | 46     |
| 497     | 79     | 2006    | 16     | 2134   | 22     | 2282   | 21     |
| 498     | 25     | 2008    | 30     | 2154   | 41     | 2283   | 19     |
| 548     | 75     | 2009    | 53     | 2159   | 73     | 2292   | 70     |
| 557     | 75     | 2010    | 21     | 2160   | 73     | 2293   | 71     |
| 558     | 75     | 2011    | 23     | 2161   | 73     | 2294   | 38     |
| 560     | 92     | 2019    | 92     | 2162   | 73     | 2295   | 38     |
| 561     | 92     | 2020    | 42     | 2164   | 80     | 2296   | 38     |
| 562     | 75     | 2021    | 42     | 2165   | 80     | 2302   | 19     |
| 563     | 75     | 2022    | 18     | 2167   | 67     | 2303   | 65     |
| 801     | 88     | 2026    | 41     | 2168   | 66     | 2310   | 65     |
| 804     | 88     | 2027    | 41     | 2169   | 63     | 2312   | 65     |
| 805     | 88     | 2028    | 64     | 2171   | 62     | 2313   | 65     |
| 806     | 85     | 2029    | 27     | 2172   | 74     | 2314   | 38     |
| 807     | 98-101 | 2030    | 53     | 2173   | 22     | 2314A  | 38     |
| 809     | 92     | 2035    | 51     | 2174   | 22     | 2315   | 39     |
| 812     | 88     | 2038    | 23     | 2175   | 84     | 2316   | 38     |
| 813     | 89     | 2039    | 55     | 2176   | 84     | 2323   | 64     |
| 814     | 89     | 2042    | 43     | 2183   | 61     | 2324   | 25     |
| 818     | 89     | 2043    | 27     | 2184   | 26     | 2327   | 47     |
| 820     | 89     | 2044    | 51     | 2185   | 12     | 2333   | 42     |
| 821     | 88     | 2046    | 21     | 2186   | 49     | 2334   | 64     |
| 823     | 84     | 2047    | 13     | 2187   | 71     | 2335   | 64     |
| 830     | 94-97  | 2048    | 76     | 2188   | 64     | 2339   | 45     |
| 831     | 85     | 2049    | 69     | 2192   | 20     | 2340   | 41     |
| 840     | 89     | 2051    | 69     | 2193   | 20     | 2343   | 104    |
| 841     | 88     | 2052    | 76     | 2194   | 64     | 2366   | 104    |
| 850     | 89     | 2057    | 40     | 2195   | 61     | 2368   | 31     |
| 852     | 88     | 2058    | 35     | 2196   | 17     | 2369   | 39     |
| 853     | 88     | 2060    | 35     | 2197   | 18     | 2370   | 31     |
| 866     | 84     | 2064    | 34     | 2199   | 46     | 2371   | 86     |
| 874     | 85     | 2068    | 24     | 2201   | 53     | 2372   | 77     |
| 881     | 85     | 2071    | 19     | 2208   | 57     | 2814   | 89     |
| 882     | 89     | 2074    | 37     | 2212   | 60     | 2815   | 89     |
| 884     | 84     | 2075    | 84     | 2214   | 22     | 2817   | 33     |
| 986     | 92     | 2076    | 84     | 2217   | 75     | 2818   | 33     |
| 995     | 93     | 2077    | 73     | 2218   | 75     | 2819   | 32     |
| 1000    | 92     | 2078    | 73     | 2219   | 66     | 2822   | 43     |
| 1043    | 92     | 2082    | 24     | 2220   | 75     | 2824   | 32     |
| 1049    | 91     | 2084    | 77     | 2224   | 44     | 2825   | 32     |
| 1050    | 93     | 2091    | 22     | 2225   | 44     | 2826   | 48     |
| 1105    | 90     | 2091/BL | 10     | 2230   | 65     | 2828   | 61     |
| 1118    | 92     | 2093    | 27     | 2235   | 22     | 2829   | 62     |
| 1120    | 90     | 2093/B  | 10     | 2237   | 39     | 2831   | 63     |
| 1200    | 90     | 2094    | 39     | 2253   | 21     | 388010 | 102    |
| 1205    | 90     | 2095    | 27     | 2254   | 69     | 388011 | 103    |
| 1206    | 90     | 2095/B  | 10     | 2255   | 74     | 388014 | 103    |
| 1210    | 91     | 2096    | 67     | 2256   | 74     | 388015 | 102    |
| 1225    | 90     | 2098    | 59     | 2257   | 44     |        |        |
| 1237    | 91     | 2101    | 46     | 2258   | 45     |        |        |
| 1241    | 90     | 2103    | 16     | 2259   | 45     |        |        |
| 1242    | 91     | 2104    | 16     | 2260   | 85     |        |        |
| 1308 -P | 29     | 2105    | 79     | 2261   | 42     |        |        |
| 1320    | 91     | 2112    | 20     | 2263   | 16     |        |        |
| 1419    | 90     | 2114    | 14     | 2264   | 19     |        |        |
| 1820    | 30     | 2115    | 23     | 2266   | 17     |        |        |
| 1821    | 30     | 2117    | 64     | 2268   | 78     |        |        |
| 2000    | 28     | 2118    | 78     | 2269   | 75     |        |        |



## Condizioni di vendita - General conditions of sale

### 1. Vendite.

Le vendite vengono effettuate alle condizioni generali della Ditta che non potranno essere modificate se non dalla medesima con esplicito atto scritto. Tutte le vendite s'intendono fatte "salvo approvazioni della venditrice" che entro quindici giorni dalla data della conferma può comunicare per iscritto l'eventuale decisione di rifiutare l'ordine.

### 2. Consegne.

- Tutte le spedizioni vengono eseguite nel termine di circa trenta giorni dal ricevimento dell'ordine.
- Il termine di consegna è solamente indicativo e non tassativo, esso pertanto non costituisce condizione essenziale del contratto.
- La sua determinazione si effettua a giorni lavorativi e decorre dal momento in cui sono stati definiti tutti gli elementi dell'ordinazione e sempreché sia stato effettuato il pagamento di quanto convenuto.
- Detto termine s'intende adeguatamente prorogato di diritto per effetto di avvenimenti indipendenti dalla volontà della venditrice; comunque in nessun caso il committente potrà vantare danni o altro dipendenti da ritardata consegna.

### 3. Resa della merce.

I prezzi si intendono sempre per merce resa Franco nostro magazzino. La merce viaggia sempre a rischio e pericolo del committente anche quando venduta Franco Destino, e gli eventuali ritardi, rotture, manomissioni e perdite della merce, non potranno in nessun caso dare luogo a risarcimento danni.

### 4. Dati tecnici.

Le illustrazioni, le misure e tutti i dati caratteristici risultanti dai cataloghi, debbono essere considerati approssimativi, trattandosi di prodotto artigianale, pertanto essi sono notificati dalla venditrice a puro titolo informativo e senza responsabilità. La venditrice si riserva la facoltà di apportare modifiche senza obbligo di preavviso e di consegnare lo stesso articolo pieno o parzialmente svuotato senza che ciò comporti variazioni di prezzo.

### 5. Pagamento.

Il pagamento se non diversamente pattuito si intende Contrassegno. Tutte le spese postali, imballo, tassa di rimborso assegno, ecc. sono ad esclusivo carico del committente. Per qualsiasi ordinazione di articoli speciali non esposti in catalogo sarà necessario un versamento minimo anticipato del 50% salvo diversa richiesta della venditrice. Tutti gli altri pagamenti dovranno essere effettuati al domicilio della fornitrice nel modo pattuito. Nonostante siano convenuti pagamenti a mezzo tratte autorizzate, cambiali o assegni bancari, il domicilio della fornitrice rimane fermo come luogo di pagamento. Ogni ritardo nel pagamento dà luogo alla immediata decorrenza dell'interesse commerciale maggiorato di 3 punti percentuale.

### 6. Reclami o contestazioni.

Ogni eventuale reclamo dovrà pervenire alla fornitrice entro otto giorni dal ricevimento della merce da parte del committente; i reclami per rotture o mancanze rispetto al buono di consegna, debbono essere fatti al vettore all'atto del ricevimento. Il reclamo non esonera il committente dall'obbligo di ritirare altra merce regolarmente ordinata e pronta per la consegna, né di ridurre o sospendere il pagamento che si è obbligati a fare al domicilio della fornitrice.

### 7. Restituzione.

Non verrà accettata merce di ritorno, se non previo benestare scritto della ditta fornitrice. In ogni caso, la ditta fornitrice si riserva di addebitare al Cliente ogni spesa di controllo, immagazzinaggio e ripristino del materiale restituito.

### 8. Garanzia.

La ditta fornitrice garantisce la buona qualità e costruzione del materiale e ne garantisce per 5 anni la resistenza alle intemperie di qualsiasi zona climatica. La ditta fornitrice si impegna a sostituire solamente quel materiale che risultasse difettoso per carenze di costruzione o di qualità. È espressamente escluso il risarcimento di ogni eventuale diverso o maggiore danno. Eventuale materiale difettoso potrà essere sostituito previo benestare della fornitrice. L'operazione di reso dovrà essere effettuata con condizioni franco nostra fabbrica di Cerese e con esclusione di ogni altra spesa accessoria.

### 9. Controversia.

Per ogni eventuale controversia o contestazione sarà competente il Foro di Verona, né tale competenza potrà essere derogata per ragioni alcune di continenza accessorietà o connessione di lite.

### TUTELA

Il sistema produttivo è coperto da brevetto industriale N535398 del 06.07.1955. Tutti i disegni, i modelli e stampi sono di proprietà della Kosmolux e quindi sono tutelati dalle norme in materia di diritto d'autore, la loro riproduzione parziale o totale è pertanto vietata.

### 1. Sales.

Sales are made in accordance with the company's general conditions which cannot be changed except by the company itself by means of an explicit written document.

All sales shall be subject to the prior approval of the seller who, within fifteen days from the date of confirmation shall be entitled to notify in writing any decision to refuse the order.

### 2. Delivery dates.

- All shipments are made within thirty days from order receipt.
- The delivery date is purely approximate and not binding. It is not therefore an essential condition of the contract.
- The delivery date is determined by working days starting from definition of all the various aspects of the order and as long as all agreed payments have been made.
- Such delivery date shall be considered as adequately extended by right in the event of occurrences beyond the control of the seller. Under no circumstances shall the buyer be entitled to request damages or else as a result of delayed delivery.

### 3. Delivery conditions.

Prices shall always be for goods delivered ex our warehouse. Goods always travel at the buyer's risk, including those sold free destination, and any delays, breakages, tampering with and loss of goods shall under no circumstances entitle the buyer to damages.

### 4. Technical details.

The illustrations, measurements and all data shown in catalogues shall be considered approximate and notified by the seller by way of information only, without any responsibility on the part of the seller.

The seller reserves the right to make changes without prior notice and to deliver the same article either full or partially emptied without this entailing price variations.

### 5. Payment.

Unless otherwise agreed, payment shall be made COD. All mailing and packaging costs and cheque reimbursement expenses, etc. are at the buyer's account. For any orders relating to special articles not shown in the catalogue, a 50% advance payment shall be required, unless otherwise requested by the seller. All other payments shall be made to the supplier's address as agreed. Despite agreements being made for payment by authorized drafts, bills of exchange or bank cheques, payment must always be made to the supplier's address. In the event of any delay in payment, commercial interest shall immediately be charged at a rate of 3 percentage points above the official bank rate.

### 6. Complaints and claims.

Any complaints must reach the supplier within 8 days from receipt of goods by the buyer. Claims made as a result of breakages or failure to comply with the delivery note must be made to the carrier upon receipt of goods. Complaints shall not exempt the buyer from the obligation of accepting other goods ordered and ready for delivery, nor shall they entitle him to reduce or suspend payments to be made to the supplier's address.

### 7. Returned goods.

Returned goods cannot be accepted without the prior written agreement of the supplier. In any event, the supplier reserves the right to debit the customer with all costs related to inspection, storage and repair of the returned material.

### 8. Warranty.

The supplier guarantees the good quality and manufacture of the material and its weather resistance for 5 years, in any climatic area. The supplier undertakes to only replace material showing faults of a manufacturing or quality nature. Under no circumstances shall the supplier be obliged to indemnify other or greater damages. Any faulty material shall be replaced following approval of the supplier. Delivery shall be made ex our Cerese works and with exclusion of any additional costs.

### 9. Disputes.

Any disputes shall fall within the jurisdiction of the Court of Verona, without exception for any reasons related to special circumstances or contentious jurisdiction.

### NOTE

**Our production Process is covered by industrial patent N535398 del 06/07/1955. All designs, models and moulds belong to Kosmolux and are therefore covered by copyright. Any reproduction, either partial or total, is forbidden.**





Made in Italy since 1955



agenzia perdonà - PD 288-19



Monumental Additions Ltd

The Barn, Golden Square  
High Street, Henfield, West Sussex, BN5 9DP  
Tel: 01273 494660

[www.monadd.co.uk](http://www.monadd.co.uk) [sales@monadd.co.uk](mailto:sales@monadd.co.uk)